



# 6. Manna and Quail

**Age range:** Primary

**Theme:** We gather as a community for collective worship that is **inspiring, invitational and inclusive**, reflecting the fact that we are a part of a diverse school family and the wider church community. This term, we are reflecting on the story of Moses and journeying with him as he leads God’s people from Egypt and to the Promised Land. At the beginning of a new school year, it is always good to be back together as a community, and so we are using the story of Moses to help us to reflect on some important ideas from this story about being community together and about God, who looked after them. These stories can be found in the Bible, the Torah and the Qur’an, recognising Moses as a prophet and leader in all three of these Abrahamic traditions: these stories often generate some challenging questions about judgement and justice (especially from older pupils), so in these collective worship resources, we choose to emphasise the positive messages and outcomes e.g. God seeing and responding to the cruel treatment of the people, and being *with* his people. We are very grateful to [FreeBibleImages](#) for the use of their PowerPoint slides and images for many of the assemblies this term. **This week, we link back to our Harvest celebrations as we reflect on God’s provision for the Israelites in the desert, and look at the story of being in the desert through the Jewish festival of Sukkot, which will have taken place between September 29<sup>th</sup> and October 6<sup>th</sup>. Find out more about the festival [here](#) or [here](#). The story used in the assembly is the story that Jewish families will remember as they eat under the stars in their sukkah, or ‘tabernacle’. This is one of the three festivals that God’s people were commanded to ‘remember’, in order to recall how God had provided for them.**



**How does this link to your school’s Christian vision & values?**

Again, gratitude and thankfulness are key responses in this collective worship

### Resources:

- The PowerPoint slides are numbered with a point in the script so you can find your way, and the parts in **bold** show you where to click on to activate the next slide or animation. There are slides to go with today’s script, but you could quite easily use this collective worship without the PowerPoint if you preferred.
- **There is a story included in this resource, which is a join-in version (p.4&5), a very Jewish concept! Teach the actions before you tell the story. There are also orange and lemon shapes to print for your reflections this week (p.6&7)**

### Some extra Sukkot information:

- Watch a short ‘Lego Movie’-style video about Sukkot: [https://www.youtube.com/watch?time\\_continue=3&v=SRHkgWGyn4Y&feature=emb\\_logo](https://www.youtube.com/watch?time_continue=3&v=SRHkgWGyn4Y&feature=emb_logo) then build sukkahs out of Lego, like you see in the film! If you prefer real people, then try this instead: [https://www.youtube.com/watch?time\\_continue=159&v=h\\_W1pGtIRsY&feature=emb\\_logo](https://www.youtube.com/watch?time_continue=159&v=h_W1pGtIRsY&feature=emb_logo)
- There are suggestions for following up the theme of the collective worship in your classroom, in your reflective area, so do use the ideas if you would find them helpful.

### Gathering:

**Slides 1&2** Use this two-step gathering words for this term, or your usual greeting if you prefer. Why not invent some actions to make them extra memorable?!



- **Leader:** On the journey of life....
- **Children:** ...we are glad to be together in our school community.
- **Leader:** As we gather together....
- **Children:** ...may we learn from each other and hear from God.

### Engaging:

- **Slide 3:** Two weeks ago, we celebrated HARVEST, and thought about how food sometimes helps us to remember things. This week the theme is quite similar as it is the time that Jewish communities will be celebrating their harvest festival, called Sukkot.
- **Slide 4:** Sukkot happened this year between dusk on 29<sup>th</sup> September and dusk last Friday on 6<sup>th</sup> October. During Sukkot, Jewish families will eat outdoors in shelters that they build out of tree branches, and they’ll hang up fruit, like this rather strange-looking lemon, called an ‘etrog’, to decorate



their shelters as a reminder to be thankful and remember...which is a very familiar message to us as well!

- **Slide 5:** When we left Moses last week....the people had crossed the Red Sea – another miracle! – and were beginning on their journey to land that God had promised them.
- **Slide 6:** The story that is at the heart of Sukkot is the next part in our story. We're going to share together the story families retell at Sukkot, which helps them to remember the time that God's people spent in the desert, on their epic journey to a new home. And in a very Jewish way, there are places where you can join in, with some actions *[use the script, rehearsing the actions together briefly first.]* **but also these words 'God will provide!'**
- **Slide 6 [after the story]:** I wonder which part of the story you think was the most important to remember? For Jewish people, it's the fact that God provided – in amazing ways – and God's people were told to always remember this.
- **Slide 7:** At this time of year, eating in a sukkah, and being thankful is a really important way in which Jewish families remember. Many times in their history, God asked them to remember times like this, when he had rescued them, but also not to forget that they had been slaves, so that they would always remember how (or how not!) to treat others. So Sukkot is a time for Jewish people to remember and be thankful.
- **Slide 8:** We're going to collect OUR ideas about things we're thankful for now – on these oranges & lemons and hang them up as a reminder for us...*[gather a few ideas from the assembled children, or if time allows, children can draw or write on one side of their fruit, or maybe speak it out loud as they hang their fruit up.]*

### Slide 9: Responding (words for worship):

I'm going to give you some space and time to think....  
....the story we heard today started with God's people complaining....  
...I wonder if you've ever done this?! Of course....we all have....  
....but this story is a reminder that despite the complaining, God saw what the people needed and provided for them....  
...I wonder what you've eaten this morning that you are grateful for....  
....or something you're looking forward to eating at lunchtime.....or your very favourite meal.....  
....I wonder what other things you might think of that are a part of your lives, that you are grateful for?.....  
.....maybe family.....friends.....school.....love.....health....our blessings...  
... I wonder how we might be grateful as a community?....  
.....some people would say that these good things come from God: Jewish people take time to be thankful during Sukkot....  
.....take time now to be grateful for some of these things....



I'm going to do that right now, in a thankyou prayer. Make it yours if you'd like to by joining with me to say the words 'we are grateful' after I say the word 'God'...or if you'd prefer not to pray, then just sit quietly with your own thoughts.

Dear God,

**Slide 10:** For food on our tables – God, **we are grateful!**

**Slide 11:** For love in our hearts – God, **we are grateful!**

**Slide 12:** For a chance to be grateful – **God we are grateful!**

**Slide 13: Amen**

**Sending: Slide 14**

Remind children of today's key message – to remember to be grateful



**Leader:** As we leave this place and time and go into the day ahead...


**All:** May today's words help us to become a stronger community!

**To listen to / sing:**

[Every step](#) (NBD)

If you fancy some Sukkot songs that use familiar tunes, search [here](#). Or for something a little more lively!:  
[https://www.youtube.com/watch?time\\_continue=17&v=gODQ0pgR64Y&feature=emb\\_logo](https://www.youtube.com/watch?time_continue=17&v=gODQ0pgR64Y&feature=emb_logo), or  
something to bop to: [https://www.chabad.org/multimedia/music\\_cdo/aid/2728616/jewish/Sukkot-Dance-Music.htm](https://www.chabad.org/multimedia/music_cdo/aid/2728616/jewish/Sukkot-Dance-Music.htm)

**Slide 15: Reflective / prayer idea, using orange/yellow paper**



**Make a 'sukkah'**

Create a sukkah in your reflective area, or even better, create an outdoor reflection area for the duration of Sukkot: hang fairy lights, assemble artificial plants / branches and hang up the oranges and lemons from the reflection included in the collective worship.

Have your week of collective worships outside and remember the story of what God provided in the desert and the shelters that the Israelites lived in. Talk

about how doing worship outside feels different.

Do the opposite of the Israelites in the desert!: encourage your class to spend the week not complaining about any food they're not keen on but be thankful instead.



# 'God will provide'

Practise the actions that accompany certain words in the story.

When you hear the word...	Action
<b>complained</b>	...say [in a complaining voice] ' <i>moan moan moan!</i> '
<b>shelters</b>	...make a tent shape with your hands over the top of your head
<b>quails</b>	...make your hands into little wings and flap like a bird
<b>mana</b>	...do the action for rain, coming down from the sky
<b>Moses told them</b>	...join in with ' <b>GOD WILL PROVIDE!</b> '

The Jewish people had escaped from being slaves in Egypt, where they had been commanded to make bricks in the hot, hot sun for more years than anyone dared to remember. But God had freed them and now God was guiding them, with Moses, their leader, through the desert from Egypt to the new land that God had promised. It was the longest journey that any of them had ever been on. They had to take with them everything they owned, and they camped in a different place every night. So every night, before bed, they had to put up their **shelters**.....so that they had somewhere to sleep in the cool night air. For a while, they were happy to be free, and it was a big adventure, sleeping in their **shelters**....

...under the stars. But then,.... it started!.....

The Jewish people began to complain.....'***moan moan moan!***' ...about anything and everything! 'It's too hot!'..... 'My feet hurt!'..... 'Are we there yet?!' they complained....'***moan moan moan!***' and then finally - 'At least when we were in Egypt we had food to eat and plenty to drink!' they complained.... '***moan moan moan!***'

It went on for days. God heard what the people were saying and told Moses 'In the evenings, I will give my people meat to eat and in the mornings, I will provide bread for them.' So Moses went back to the people and told them....  
**"GOD WILL PROVIDE!"**

That night, when the Jewish people had put up their **shelters**.....an enormous flock of **quails**..... landed. There were **quails**..... as far as their eyes could see! They all looked in complete astonishment at the sight, but Moses told them....



**“GOD WILL PROVIDE!”** to remind them that God had kept his promise and given them meat to eat! They all went to sleep happy that night!

In the morning, when the people came out of their **shelters**..... there was a strange, powdery substance lying on the ground, almost as if there had been a frost that night. They called it ‘**manna**’ ..... which means ‘What is it?’

Once more, Moses told them..... **“GOD WILL PROVIDE!”** and commanded them to taste it. When they tasted it, it was as delicious and as filling as bread, and each person collected enough to keep them from being hungry for the whole day. If anyone tried to collect more **manna**.....than they needed, by the next morning, it had gone bad. Once more, Moses told them..... **“GOD WILL PROVIDE!....** He will send you what you need each day, so you don’t **need** to store it up!’







And so, every day, the people collected the **manna**..... all except for one day in every week – Shabbat. Shabbat is a special day for Jews because God told them to rest on that day and do no work. That meant no cooking – and no collecting! No **manna**.....fell on that day, so God provided twice as much the day before Shabbat, enough for two days so they didn’t go hungry. And it didn’t go bad either!!

The Jewish people travelled in the desert, living in **shelters**.... for 40 years until they reached the land that God had promised them. And each day, God would provide **quails**.....in the morning, and **manna**.... in the evening.

Today, Jewish people will tell this story and remember what happened as their ancestors travelled the long journey through the desert, but especially what Moses told them..... **“GOD WILL PROVIDE!”**



**Print onto card & cut out**








Moses: Are we nearly there yet?!!!

6. Manna & Quail



***“God will provide....”***



**Our theme this week reminds us that we are provided for in so many ways.**



**Do the opposite of the Israelites in the desert!: encourage your class to spend the week not complaining about any food they’re not keen on but be thankful instead.**



**Collect YOUR ideas about things you’re thankful for now & write them on the oranges & lemons. Hang them up as a reminder for us....**

