

# Census Dashboard for the parish of Albury w Tiddington in the Deanery of ASTON & CUDESODON

## Parish population, Census and deprivation summary

### Population of parish and deanery

2011, 2018 and 2021

	Parish	Deanery
2011	681	54913
2018	696	55874
2021	683	58788

### Deprivation Rank

2019 **8,945**

As at Jan 2024. 1=most deprived parish in the Church of England, 12,307=least deprived

### Children and Young People

In your parish of **683** people

4.8 % are aged 0-4

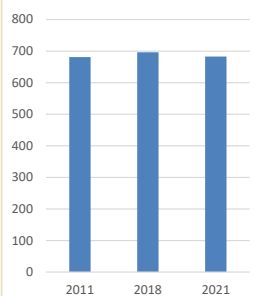
5.8 % are aged 5-9

6.0 % are aged 10-14

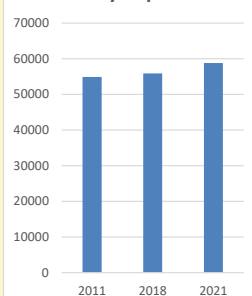
That is a total of **114** children and young people

In 2023 your child average weekly attendance was **0**

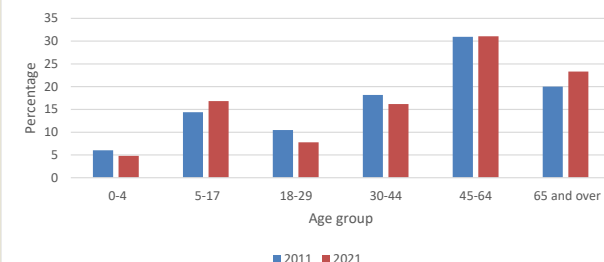
Parish Population



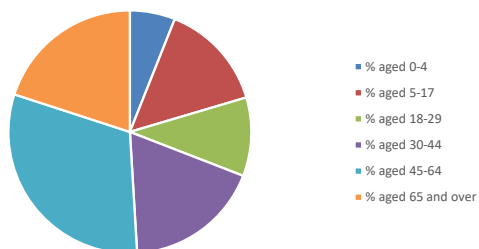
Deanery Population



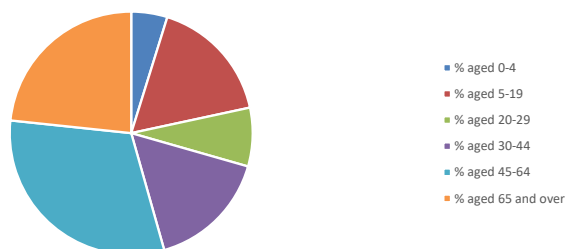
Parish % age distribution 2011 and 2021



2011 Parish population by age

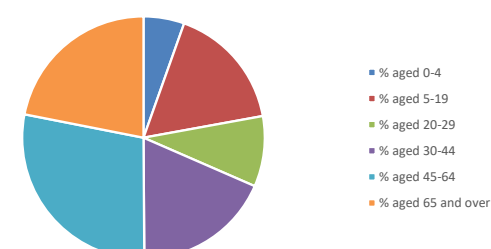


2021 Parish population by age



NB different age groups: 5-17 in 2011, 5-19 in 2021

2021 Deanery population by age



Parish code: 270099

Number of churches in parish (2022): 1

For more detailed census & deprivation info: see <http://arcg.is/1RaS4CS>

<https://www.churchofengland.org/researchandstats>

and <http://www2.cuf.org.uk/poverty-england/poverty-map>

508

V2 Produced by Diocese of Oxford September 2024

Census data: taken from the 2011 and 2021 national Census and the 2018 population update.

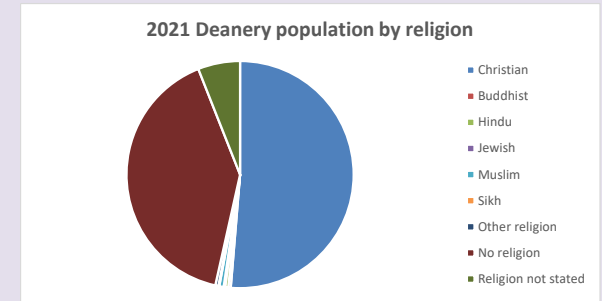
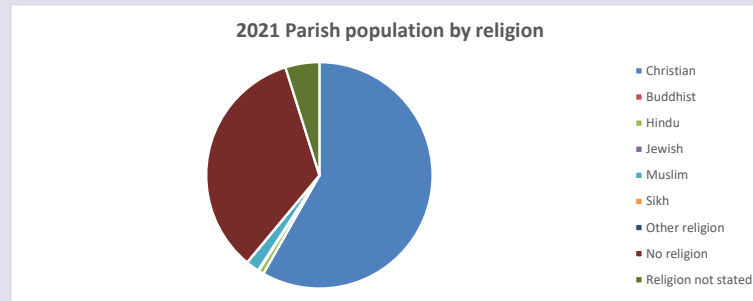
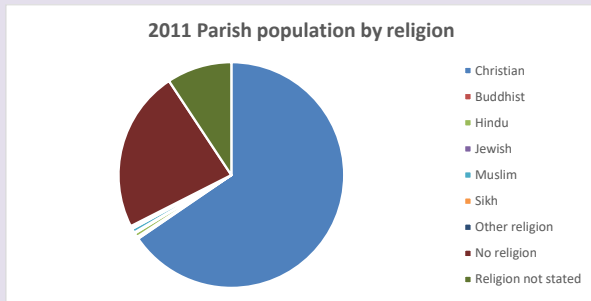
Deprivation statistics: IMD taken from the English Indices of Deprivation, published by the Ministry of Housing, Communities & Local Government, Sept 2019.

The above statistics have been mapped onto parish boundaries so are approximations.

For more information, see:

<https://www.churchofengland.org/researchandstats>

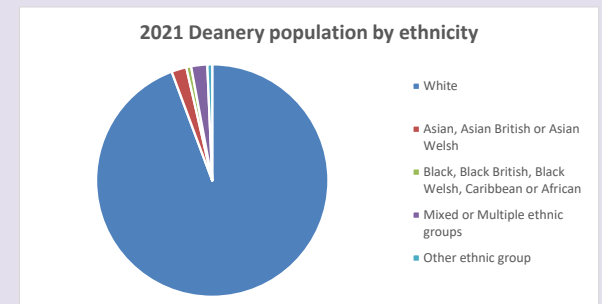
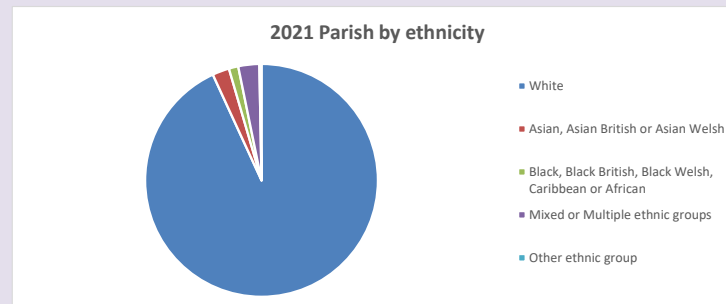
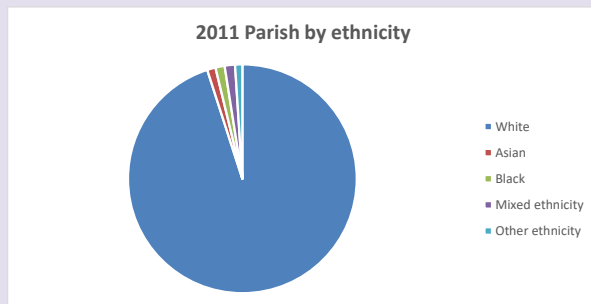
Religion of those in your parish



**Your parish population in 2021 was 683**

**In 2021 58.3% said they are Christian. That is 398 people. In your parish your average weekly attendance is 5**

Ethnicity of those in your parish



**Thoughts to ponder:**

**What has surprised you in these tables and charts?**

**Does your congregation(s) reflect the age and ethnic mix of your parish?**

**Where are those who have identified as Christians who do not attend your church(es)? Do you have other Christian denomination churches in your parish?**

**How might this influence your mission plans?**

This dashboard contains figures as submitted by churches currently in the parish

**Attendance statistics:** taken from annual Statistics for Mission returns.

Average weekly attendance: attendance at Sunday and midweek church services & fresh expressions in October.