

Census Dashboard for the parish of Adwell in the Deanery of ASTON & CUDESODN

Parish population, Census and deprivation summary

Population of parish and deanery

2011, 2018 and 2021

	Parish	Deanery
2011	76	54913
2018	77	55874
2021	68	58788

Deprivation Rank

2019 **6,226**

As at Jan 2024. 1=most deprived parish in the Church of England, 12,307=least deprived

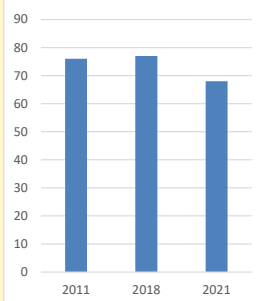
Children and Young People

In your parish of **68** people
 5.2 % are aged 0-4
 6.6 % are aged 5-9
 4.2 % are aged 10-14

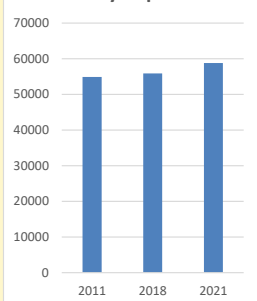
That is a total of **11**
 children and young people

In 2023 your child average
 weekly attendance was **0**

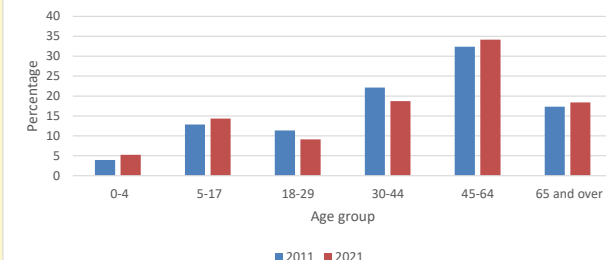
Parish Population



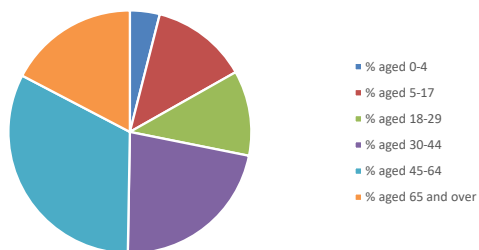
Deanery Population



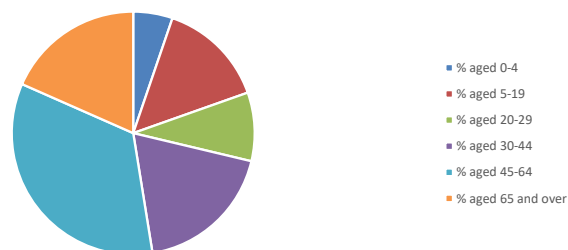
Parish % age distribution 2011 and 2021



2011 Parish population by age

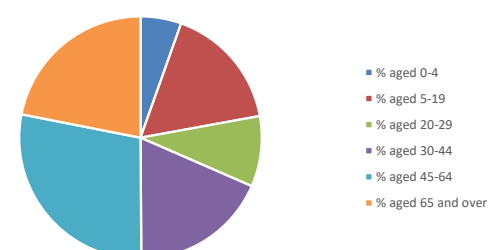


2021 Parish population by age



NB different age groups: 5-17 in 2011, 5-19 in 2021

2021 Deanery population by age



Parish code: 270004

Number of churches in parish (2022): 1

For more detailed census & deprivation info: see <http://arcg.is/1RaS4CS>
<https://www.churchofengland.org/researchandstats>
 and <http://www2.cuf.org.uk/poverty-england/poverty-map>

549

V2 Produced by Diocese of Oxford September 2024

Census data: taken from the 2011 and 2021 national Census and the 2018 population update.

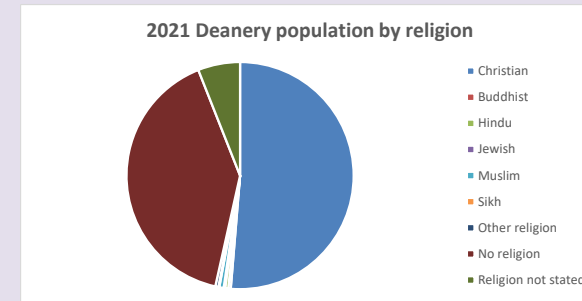
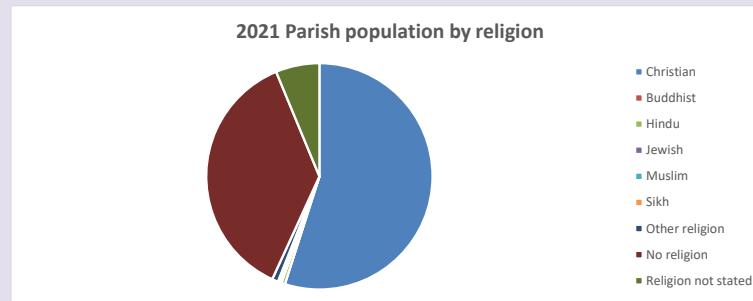
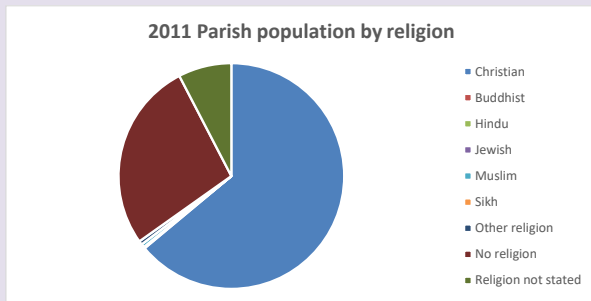
Deprivation statistics: IMD taken from the English Indices of Deprivation, published by the Ministry of Housing, Communities & Local Government, Sept 2019.

The above statistics have been mapped onto parish boundaries so are approximations.

For more information, see:

<https://www.churchofengland.org/researchandstats>

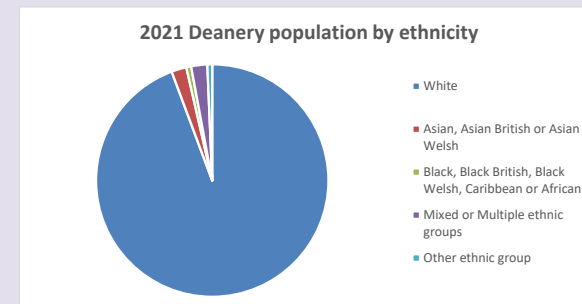
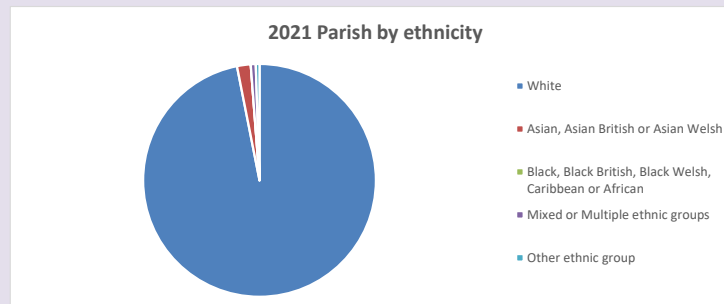
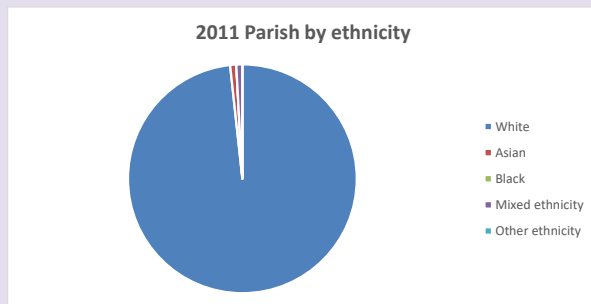
Religion of those in your parish



Your parish population in 2021 was 68

In 2021 54.9% said they are Christian. That is 37 people. In your parish your average weekly attendance is 6

Ethnicity of those in your parish



Thoughts to ponder:

What has surprised you in these tables and charts?

Does your congregation(s) reflect the age and ethnic mix of your parish?

Where are those who have identified as Christians who do not attend your church(es)? Do you have other Christian denomination churches in your parish?

How might this influence your mission plans?

This dashboard contains figures as submitted by churches currently in the parish

Attendance statistics: taken from annual Statistics for Mission returns.

Average weekly attendance: attendance at Sunday and midweek church services & fresh expressions in October.