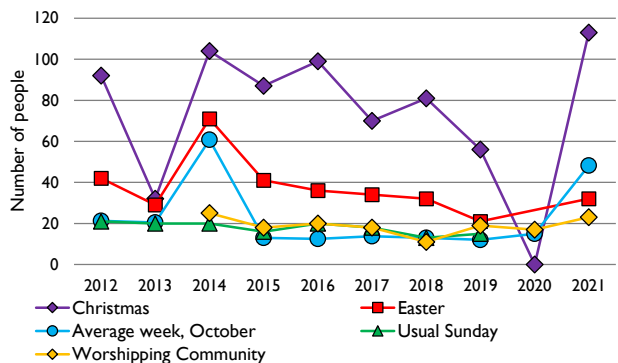
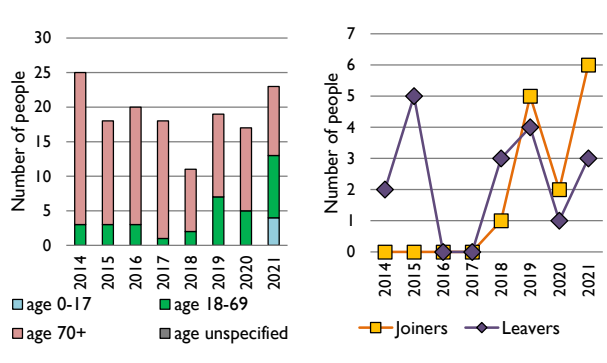


# Dashboard for the parish of Easton-on-the-Hill: All Saints in the Deanery of OUNDLE

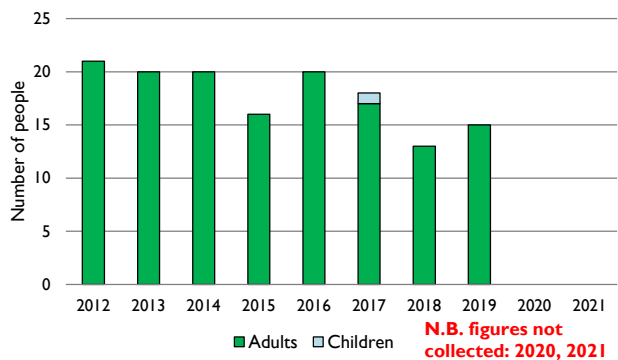
### 1. Attendance summary, 2012-21



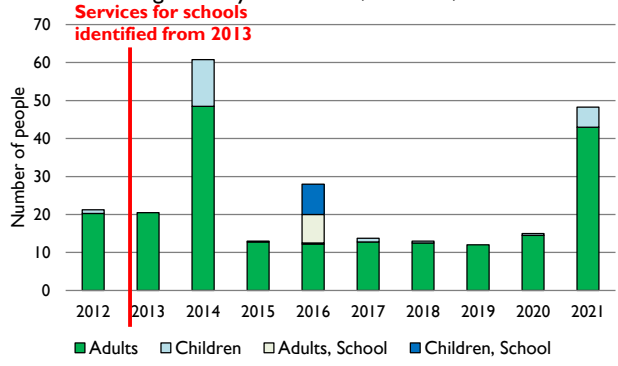
### 2. Worshipping Community, 2014-21



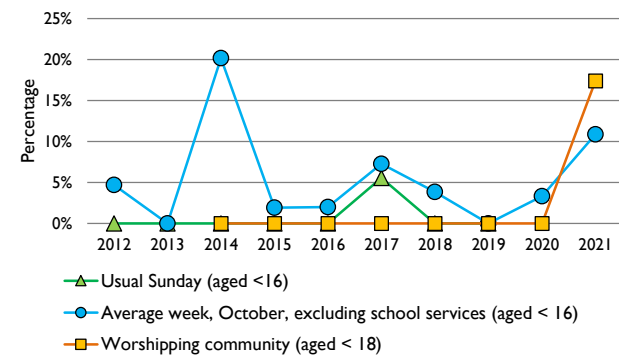
### 3. Usual Sunday attendance, 2012-21



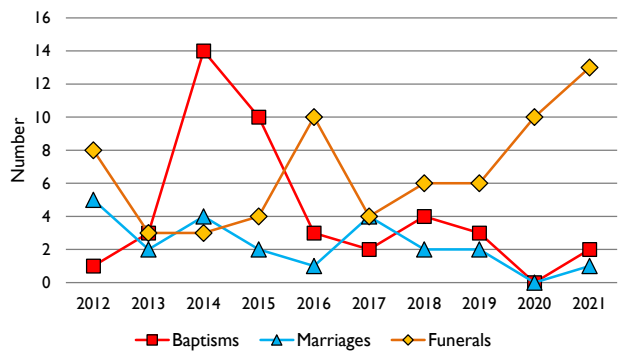
### 4. Average weekly attendance, October, 2012-21



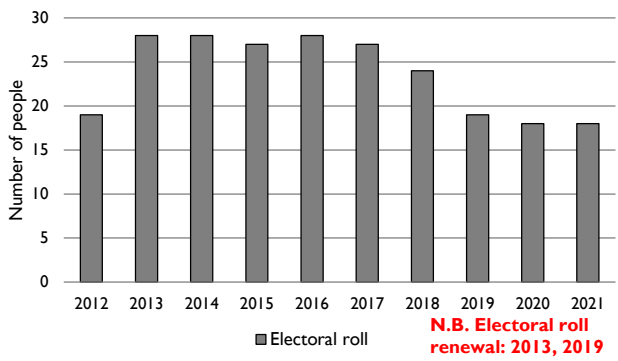
### 5. Percentage children, 2012-21



### 6. Baptisms, marriages, & funerals, 2012-21



### 7. Electoral roll, 2012-21



## Parish census and deprivation summary

Parish population (2018): 1067

	Parish	Diocese	National
% aged 0-17	20%	23%	21%
% aged 18-44	28%	36%	37%
% aged 45-64	31%	26%	25%
% aged 65 & over	21%	15%	16%
% Christian	74%	60%	59%
% non-Christian religion	1%	6%	9%

Parish deprivation rank (IMD, 2019): 7421

(1=most deprived parish in the Church of England, 12,307=least deprived)

For more detailed census & deprivation info: see <http://arcg.is/1RaS4CS>  
<https://www.churchofengland.org/researchandstats>  
 and <http://www2.cuf.org.uk/poverty-england/poverty-map>

Number of churches in parish (2022): 1

Parish code: 280209

Variations in attendance from year to year may be the result of changes in the number of churches that submitted returns, or changes in parish/benefice structure.

Number of churches included in returns: 2012 1; 2013 1; 2014 1; 2015 1; 2016 1; 2017 1; 2018 1; 2019 1; 2020 1; 2021 1.

Produced by the Research and Statistics Unit, Church House, Great Smith Street, London SW1P 3AZ. Date of production: 25/5/22.

Every effort has been made to ensure that data are reliable. We would be pleased to be notified of any significant errors or omissions by email to [statistics.unit@churchofengland.org](mailto:statistics.unit@churchofengland.org)

This dashboard contains figures as submitted by churches currently in the parish

**Attendance statistics:** taken from annual Statistics for Mission returns.  
 Average weekly attendance: attendance at Sunday and midweek church services & fresh expressions in October; Figs 1 & 5 do not include attendance at services for schools.  
 Easter: Easter Eve & Easter Day; Christmas: Christmas Eve & Christmas Day.  
 Baptisms: all baptisms & thanksgivings.  
 Marriages: marriages and services of prayer & dedication after civil marriages.  
 Funerals: those held in church & at crematoria/cemeteries.  
 Because of pandemic-related church closures, Easter figures were not collected in 2020.

**Census data:** taken from the 2011 national Census and the 2018 population update.  
**Deprivation statistics:** IMD taken from the English Indices of Deprivation, published by the Ministry of Housing, Communities & Local Government, Sept 2019.  
 The above statistics have been mapped onto parish boundaries so are approximations.

For more information, see:

<https://www.churchofengland.org/researchandstats>



Follow us on Twitter:  
@cofestats

