

## St. Michael the Archangel, Kirkby Malham

Let's start outside . . .

**A Above the porch:** In the wall above the porch gates, is a small statue of St. Michael killing a dragon. **Draw the statue:**

**B Gates:** There are four symbols on the gates. Each means something special. **Draw each one in its right space:**

The **Cross** is an important symbol of Christianity

**Yorkshire rose**

**Fish** are symbols of Christianity.

**Fleur de Lys** stand for France.

Through the porch and into the church . . . turn left and you can see :

**C Stone coffin covers** on the floor are about 800 years old. One has a cup, or chalice, showing it was made for a priest. Another has a book, showing that the person could read. **Draw one of the coffin covers.**

**D The Font:** When a baby, child or adult is going to be baptised, the wooden lid is lifted off and the stone font is filled with water. **Draw the whole font, or the pattern carved around it.**

**E** Go back into the main church and on the wall on the left you will see a stone panel with names carved on it. This is the **War Memorial**. The names are those of men from Malhamdale killed in the First World War.

**How many men died ?** ..... **How many families were they from?** .....

**Which family lost more than one man?** .....

**F** The room on the left is called the **West End Room**, because it is at the west end of the church. It was created less than 20 years ago by adding a wall of glass and wood, and putting in a ceiling. Above it is the room where the bell-ringers stand to ring the bells., which are high in the tower.

**G** The next room on the left is the **Vestry**. This is where the priest puts on special clothes for the service. Some church meetings and important business also take place here.

**H North Aisle:** The four stained glass windows along this wall each have two panels. Altogether, they show eight people. **What are their names?**

Window 1 .....

and .....

Window 2 .....

and .....

Window 3 .....

and .....

Window 4 .....

and .....

**Choose your favourite and draw it or describe it:**

**I Further along the north aisle** are wooden pews with high sides and doors. There are stone blocks on the walls in memory of people who died long ago. There are also some pictures and old documents. Which one do you find most interesting? **Draw it, write about it, or copy its words:**

**J** Beyond the box pews is a small chapel. This area, and the box pew area, was dedicated to **St. John the Baptist**. People could pay for special prayers to be said here for them and their families.

**K Nave** People sit on the wooden seats, called pews, when they come to a service in church. These pews are unusual because they all have doors on! Some have letters carved on them, showing the initials of some of the earliest families who came here.


**L Pulpit** A few steps lead up into the wooden pulpit. This is where the priest stands to talk to the people in church.

**M Choir stalls** The choir sits in these four rows of seats to sing special hymns and other pieces of music. This part of the church is called the **Chancel**.

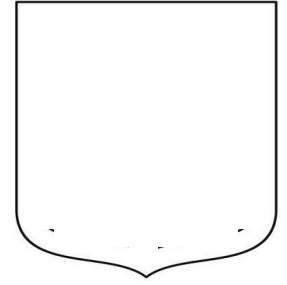
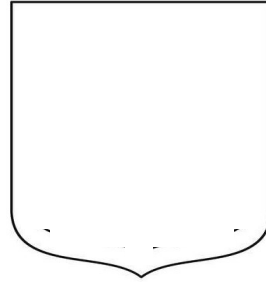
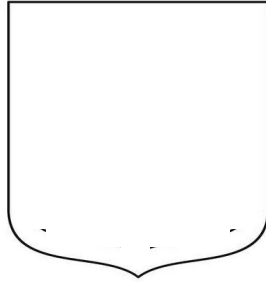
**N Lectern** This is the shiny brass eagle, where books are put for people to read aloud from. **Draw the lectern.**

**O The Sanctuary:** This is a very special place in the church. During a service, only the priest and some special helpers go through the railings into the Sanctuary. The big table in the middle of the Sanctuary is the **Altar**. The priest says prayers from here during the services. There are usually a cross and candlesticks on the altar. **Draw the altar, cross and candlesticks.**

Above the altar is a stained glass window. **Draw the five figures on the bottom row:**



**P Wood panelling:** This is to make the walls around the altar look nice. Around the top are coats of arms of local families and places. **Draw the three you like best.**



**Q** There are pillars on each side of the **nave**. Some have a space in called a **niche**. These were made to hold statues of saints. All the statues were destroyed about 500 years ago. Look for these niches:

a) One with a face at each bottom corner  
**Draw the faces:**

b) One with a crown and letters carved above  
**Draw the carving:**

This held a statue of St. Nicholas. Children used to come to school in this part of the church.

This niche held a statue of Jesus.

**R** At the end of the south aisle is a room separated from the main church by wood panelling and curtains. This is the **Lady Chapel**, named after Mary, Jesus' mother.

a) Look for a small brass plate with writing on it. Which children's names are on it?

..... and .....

b) When were they buried? .....

c) There is some writing on the South window. It is in memory of an artist who lived in the village.

What was her name? .....

**What do you think?** Now your visit is nearly over, find somewhere quiet to sit and think.

What did you like best about the church? .....

Why did you like it? .....

.....

Was there anything you didn't like? .....

Why didn't you like it? .....

.....

Choose three words to describe:

a) The church itself: .....

b) How you feel in the church: .....