

KOSTA at home: Sunday 26 July

Title: The Kingdom of God



KOSTA

Kids Of St Andrew's
Children's Ministries

Most resources taken from
©ROOTS for Churches Ltd
(www.rootsontheweb.com)
2002-2020 and www.tath.co.uk

Bible notes for parents/teens:

Another parable – story with hidden meaning – today helps us to learn more about God's kingdom: what it's like, how much it's worth and who it's for. We can be thankful that we are invited to share in these secrets of God's kingdom. Let us pray that we would value God's kingdom in the way that this Bible passage asks us to.

Question for older children & teens: How would you describe the Kingdom of God?

Opening Prayer:

God, your kingdom is like:
a mustard seed – full of possibilities; yeast – it helps us to grow; treasure – worth searching for;
a precious pearl – worth giving everything up for; a net – ready to gather us in. Help us to discover these secrets. **Amen.**

Sing: Younger Children: Creator God

<https://www.youtube.com/watch?v=GM4IVZuljEI>

Adults & Teens: The Uk Blessing

<https://www.youtube.com/watch?v=PUtlI3mNj5U>

Read the story: Younger Children: Story on page 3

Older Children & Teens: Matt 13.31-33, 44-52 from a bible

Discuss:

Younger children:

- God's word is very special – what is your favourite parable?

Older children and teens:

- Can you create a parable using examples from around you to explain what the kingdom of Heaven is like?

Remember: In today's passage, Jesus gives his followers five examples of what the kingdom of God is like.

Do:

An exploration of the images in today's passage

You will need: four tables, one for each station, set up as follows:

- Mustard seed table – mustard seed (enough for one each); glue; paper; pencils, crayons and felt pens.
- Yeast table – dry yeast; sugar; warm water; balloons that have been inflated a few times; empty 500ml water bottles.
- Pearl table – beads of one size but different shapes; plastic pots or cups; a lidded box containing a large 'pearl'; thread.
- Fish table – four fishing rods, made from garden sticks with a piece of string and a small magnet on the end; 8 cut-out fish shapes with a paperclip on each head.

If you have enough people, the group can be split into four and rotate around the stations. Otherwise all move together.

- Mustard seed table – Invite everyone to glue the seed on the paper, asking them to wonder what it will grow into and to draw it.
- Yeast table – To an 500ml empty water bottle add about 2cm of warm water. Add 2 teaspoons of dry yeast. Swirl the bottle and add 1 teaspoon of sugar, then stretch the balloon over the bottle neck and see the balloon stand up (this could take up to 20 mins to work).
- Pearl table – Have each kind of bead in a separate pot or cup, and the box in the centre containing the large pearl. Invite everyone to thread the beads, and to wonder what is in the box. Open the box to reveal the great pearl.
- Fish table – Set up a fishing game with the rods and the 8 fish. Let everyone have a go at catching the fish by hovering the magnet end of the rod over the paperclips.

Living it out:

Have a go at making some bread this week. As you add the yeast, thank God for his kingdom here on earth. If it turns out well, share your bread with some friends or neighbours.

A Prayer for others:

Lord, you took so much care to describe your kingdom in ways everyone could understand, including us.

Your kingdom come, O Lord,
your will be done.

We pray today that you will pass on to us that gift of making ourselves accessible.

Keep us from being a stumbling block to those who would seek you; from using language that puzzles; from actions that confuse;

from anything that keeps us apart from your people around us. Your kingdom come, O Lord,
your will be done.

Amen

Extra activities: Colouring and activity sheets on pages 4 and 5

Story for Younger children:

The hidden parables

Print off the reading and cut it into the five sections, representing each of the five symbols of the kingdom. Put each part in an envelope and number them one to five in order, then hide them around your space. Encourage everyone to take part in a 'treasure hunt' to find them, open them and read the story in order.

What Is God's Kingdom Like?

31 Then Jesus told the people another story: "God's kingdom is like a mustard seed that a man plants in his field. 32 It is the smallest of all seeds. But when it grows, it is the largest of all garden plants. It becomes a tree big enough for the birds to come and make nests in its branches."

33 Then Jesus told them another story: "God's kingdom is like yeast that a woman mixes into a big bowl of flour to make bread. The yeast makes all the dough rise."

Stories About a Treasure and a Pearl

⁴⁴ "God's kingdom is like a treasure hidden in a field. One day a man found the treasure. He hid it again and was so happy that he went and sold everything he owned and bought the field.

⁴⁵ "Also, God's kingdom is like a merchant looking for fine pearls.⁴⁶ One day he found a very fine pearl. He went and sold everything he had to buy it.

A Story About a Fishing Net

⁴⁷ "Also, God's kingdom is like a net that was put into the lake. The net caught many different kinds of fish. ⁴⁸ It was full, so the fishermen pulled it to the shore. They sat down and put all the good fish in baskets. Then they threw away the bad fish. ⁴⁹ It will be the same at the end of time. The angels will come and separate the evil people from the godly people. ⁵⁰ They will throw the evil people into the place of fire. There the people will cry and grind their teeth with pain."

⁵¹ Then Jesus asked his followers, "Do you understand all these things?" They said, "Yes, we understand."


⁵² Then Jesus said to the followers, "So every teacher of the law who has learned about God's kingdom has some new things to teach. He is like the owner of a house. He has new things and old things saved in that house. And he brings out the new with the old."

Name



Matthew 13.31-33,44-52

Jesus gives his followers five examples of what the kingdom of God is like.



Family time

Talk How do you imagine the kingdom of God? What could you use to describe it?

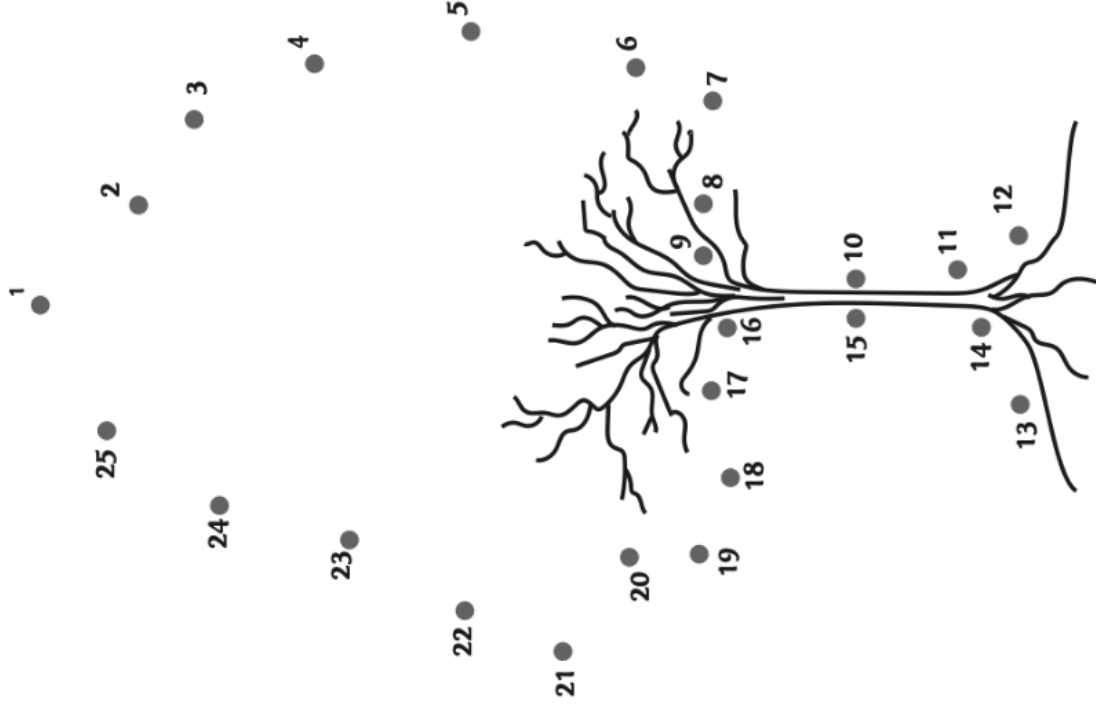
Do Watch the music video Sing by Gary Barlow. How many different people do you see singing in the music video? What age are the people? What countries do they come from? God's kingdom is for everyone.

Pray Find a piece of paper and make an invitation for the kingdom of God. Add the images that come to mind when you think of God's kingdom, and write someone's name on it that you would like to pray for.

Activity time



Join the dots to form what one of the symbols of the kingdom grows into.



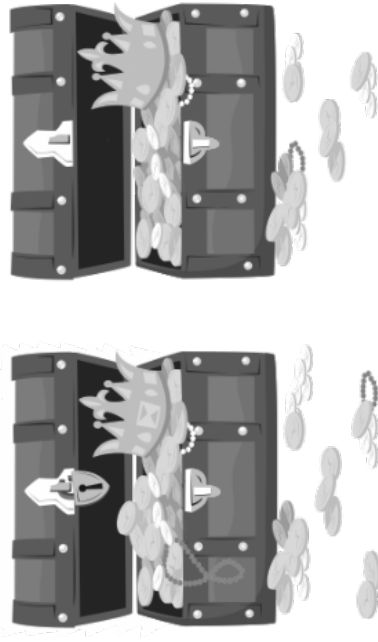
ROOTS Children's Sheet

26 July – 1 August 2020



Puzzle

Spot the eight differences in the pictures. You might have to search really hard!



Write

Find words from today's story which Jesus uses to describe God's kingdom.

z	y	e	s	l	a	k	m	i	f
g	g	d	n	r	w	n	k	o	b
c	n	x	e	a	s	w	d	t	a
g	k	i	t	e	r	c	r	i	
m	g	z	h	p	k	e	p	t	d
s	e	e	d	s	a	u	s	b	t
q	y	a	v	s	i	a	q	h	c
n	c	o	u	j	e	f	q	h	r
n	d	r	e	y	z	o	b	l	h
r	e	z	d	r	a	t	s	u	m

mustard
seed
pearl
yeast
treasure
fishing
net



Name

ROOTS **Colouring Sheet**

26 July – 1 August 2020

Colouring time

Make these pictures, showing the symbols of the kingdom, as colourful as you can.

