



**Haslingfield
Endowed Primary
School**

Newsletter

Spring Term 2018

Issue 16 January 19th 2018

Website: www.haslingfieldschool.co.uk

Learning to achieve excellence

Dates

- Fri 26th Football Tournament
- Tues 30th Football at Fowlmere
- Weds 31st Individual photographs
- Fri 2nd Ash Class Assembly and Bun day

Letters Home

- Half-term activity camps
- Class Topic Maps
- Head lice

School Lunches

We just wanted to remind parents that children having school lunches have free access to a salad and bread bar for unlimited food at lunch times.

School Photographs

A photographer is coming in to school on Wednesday 31st January to take individual and sibling photographs. If you would like younger siblings to be included please come to the hall at 8.00 am.

Chess Club

On Thursday 18th Jan we took 11 children to Melbourn Primary School for a friendly match. Many of our children were playing their first match. In all 33 games were played. On Thursday 25th Jan chess club starts the UK School Chess Challenge along with 40,000 other children across the country. All are welcome. Simon Jackson

Nearly new uniform sale

The next sale will be before and after school on Thursday 8th February. Do come and bag some bargains and raise money for our PTFA. Please leave all donated uniform with the school office. Please can we politely request that only uniform is donated and that it is in saleable condition. Clare and Lisa.

Morning Activity Club

We have created creatures from pom-poms, designed colourful gloves, made foam wristbands and card dinosaurs and played paper golf. "My favourite dinosaur is a T-rex" - Lewis

Spanish - Mrs Norris


In Spanish this week Hazel Class have been working out how to spell classroom items focussing on the link between sounds and spelling. Hawthorn Class have started to make piñatas using papier mache. Apologies if they were a little bit messy when they came home on Thursday! It will take a few weeks to complete all the layers and decorate them. Oak Class used Spanish dictionaries to find new foods and looked at the different words in Spanish for a/some/the. Beech Class learnt frequencies so they can say how often they eat different foods.

Headteacher's Bulletin

Every School Council meeting has one of our children chair and another act as secretary; Mrs Chadwick and I join these meetings to identify how the school can best action their ideas. In this week's meeting the children discussed their class ideas for keeping our school working well, suggestions I thought realistic and useful. I welcomed Mrs Bell and Mrs Gibbs to Haslingfield School this week: Mrs Bell is our After School Club Play Leader and Mrs Gibbs is working as a teaching assistant. I had the opportunity to see several of our children, taught by Mrs Myerscough, take part in a 'public speaking' competition against other local schools and they were amazing! Mrs Myerscough teaches Dramatic Growth for LAMDA and has only limited availability remaining; to provide individual or small group peripatetic teaching during the school day here at Haslingfield. Cambridgeshire County Council released their new budget planning software recently; today I attended a briefing session with Mrs Miller preparing us, in plenty of time, for our April submittal.

Graeme McLeod


Ash Mrs Lightfoot and Mrs Fallon. This week we have continued work on Jack and the Beanstalk. The children have sequenced the key events in order and have written about them. They have drawn the land they imagined seeing at the top of their own beanstalk and labelled it. In Maths we have ordered numbered beans from 1 - 20 and have solved simple addition number sentences by counting the number of harps, hens or giants. In PE we have continued our Jack and the beanstalk dance and in music we have learnt some songs based on Jack and the Giant. We have also played instruments to resemble the sound of the footsteps for both characters. You are welcome to come and see us share our learning in our first class assembly on Friday 2nd February.



Birch – Miss Peck: We have had a busy week in Birch class. In History we have been learning about the adventure of Captain Scott and his expedition to the South Pole. The children sequenced the events and talked about what happened and how things would be different now. In English we have been thinking about adjectives, verbs and adverbs to use to describe what it was like when he was there, how he was feeling and what he was doing. On Friday during our big write we wrote a diary extract in the view of Captain Scott. The children thought about how he was feeling and all the different kinds of things that he saw along the way. They were very impressive! In maths we have been learning to count and order numbers in 2's and 5's. Towards the end of the week we solved problems linked to these numbers. The children have learnt how to recognise odd and even numbers and played a game called 'Cross the Stream' with their peers. In ICT we are learning about programming and how computers work. The children had the opportunity to program and direct each other and program the BeeBots through the Antarctic too. In RE we looked at different people that help us and thought about we could help others around us. The children then produced posters to send the important message to the rest of the school.

English- using and recognising adjectives, verbs and adverbs. Writing a diary extract.

Maths- Counting n 2's and 5's and odd and even numbers.



Hazel – Mrs Walls and Mrs Maddison; In English we have been focusing on instructions, linked to our text *The Rainbow Bear*. We have been learning to use coordinating conjunctions and expanded noun phrases. In maths we have continued with our division learning, focusing on problem solving using equipment, number lines, the bar model and pictorially. We have had lots of fun making jeans waterproof in our science this week. We also built our bridge models and wrote instructions in our Big Write to send to the explorers to help them get over the crevasse.


English: To write instructions, using key features

Maths: To divide using different methods

Hawthorn – Mr Brown This week in Hawthorn class we have been continuing the story of Romulus and Remus by writing a character description of Remus, we wrote paragraphs which developed atmosphere and tension between the two characters which also gave us an opportunity to practice direct speech punctuation. We have also been given a piece of writing to improve using verbs, adverbs, vocabulary, fronted adverbials and range of sentence types which has prepared us for our Big Write. In Maths, we have been doing more work on measurement where we have looked at ml, L, g and kg. We have learnt how to read and interpret measuring scales by calculating intervals using division calculations to identify how much the scales are increasing by. Some children have also been using multiplication and division calculations to write mixed measurements and conversions between measurements too. In topic we have begun a project into creating Roman shields. We have spent time using computers to collect images which will help us to describe shapes, patterns and specific features. We have also completed our rock science topic by looking at different soil types and their properties.

English: to write a myth.


Maths: to read and interpret intervals on scales.



Oak - Miss Kimberley: In English we have continued our poetry theme. We have been looking at some space poems and song lyrics, focussing on similes and metaphors to create powerful imagery. The children have also been developing their dictionary skills and building up space word bank in preparation for this Friday's BIG Write. In Maths we have been applying Multiplication and Division by 10/100/1000 of both whole numbers and decimals to problem solving using a variety of strategies and methods. In Art with Mrs Goddard this week the children were working in clay to create sculptures of animals similar to those that have been found in archaeological excavations the from the Ancient Civilization of the Indus valley. As it is was our Class Assembly we have spent some time preparing and rehearsing for that. I hope you will have been impressed by all the children's hard work and knowledge.

English: to write similes and metaphors to create powerful imagery.

Maths: to use an understanding of multiplication and division to solve maths problems.



Beech - Mrs Petty This week, we have been writing informal letters as characters from our class text, *Street Child*. Using emotive language and using punctuation, we have tried to convey a character's thoughts and feelings, writing an informal letter in role. In Maths, we have been solving unknowns in algebraic calculations by using the inverse and describing linear sequences using algebraic expressions for the nth term. In addition to this, we have been developing our multiplication and division facts and methods. In Topic work, we identified a large number of the countries in the Victorian British Empire and discussed the differences within Victorian society.

English: to take language from the text and use emotive language to write informal letters.

Maths: to solve algebraic calculations and explain sequences.