


Nativity Scene




You will need


1. A print out of the 2 sheets of nativity figures. If you don't have a printer then you could use greaseproof paper to trace the design
2. Kitchen roll tube or similar. Scissors, glue. Colouring pencils.
3. Optional. Small items to decorate eg cotton wool for the beards and sheep. Tinsel for the angels and the kings. Cardboard box for the stable

To do :-


1. Colour in the sheets in appropriate colours for each character
2. Cut around each Characters rectangle
3. Cut a piece of kitchen roll for each character to the right height
4. Glue sheet onto tube and decorate with other bits if required
5. Arrange characters in the stable



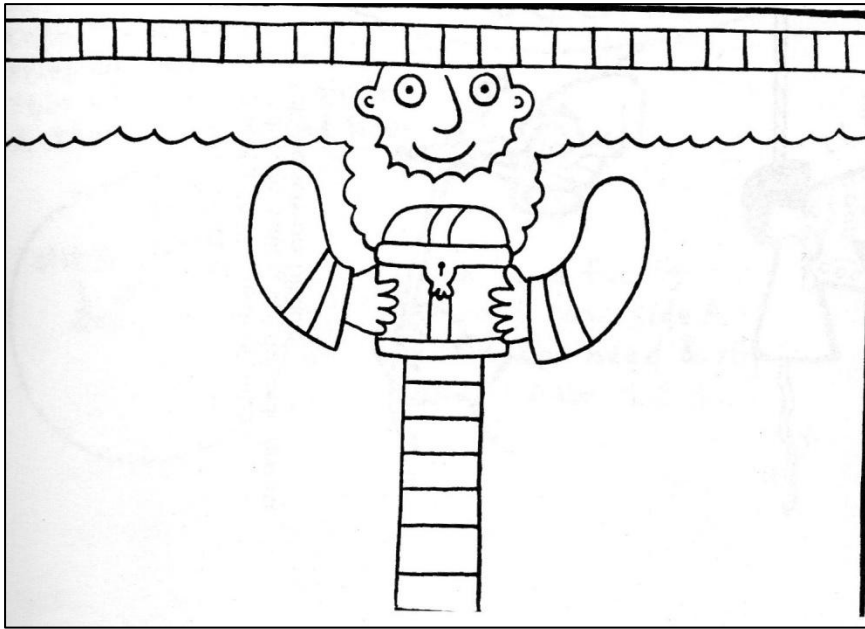
Angel




Mary




Joseph



King x3



Shepherd



Baby Jesus