

Good Morning :) wb 15.06.2020

Hello hello!

Welcome back from Maui!

We have loved reading your stories and can't wait to see how you get on this week..down in the jungle!



Say hello again to Miss Webb
and Miss B - your virtual
teachers!



Maths - Addition and Subtraction

See slides for further explanation and extra hot chilli challenges!

Activity 1: LO: I can mentally add multiples of ten

Create your own doodle and fill it with your sequences of adding 10s, 20s etc

Activity 2: LO: I can mentally partition to add and subtract

Solve the problems by adding together the units and then the tens.

Activity 3: LO: I can bridge ten in addition and subtraction

Answer the problems by adding or taking away to the next ten and then adding or taking away the remainder. Can you show each step on a numberline?

Activity 4: LO: I can apply recalled number facts

Can you crack the code? Solve each problem by applying your number bonds to see if you can reveal the secret message.

Activity 5: LO: I can use mental maths strategies Play on 2race (purplemash) and practise against the timer getting quicker and quicker

Mental Maths

Don't forget to keep practising your times tables and number bonds!

Tadpole Farm CE Primary Academy School Closure Learning Pack

While school is closed you will find activities for your child to complete here.

We would expect you to spend 2.5 hours a day on these tasks.

Upload your work to the **seesaw app** or email work to:

moleclass@tadpolefarmcepa.co.uk

rabbitclass@tadpolefarmcepa.co.uk

Due by:

19th June 2020

Reading

Try out your new Bug Book Club log in - Have a read of some of the books we have assigned to you!

Then do some activities based on the books! Maybe could draw a front cover?

English - Fact Files

See slides for further explanation

Activity 1: LO: I can sort fact and fiction

Read the sentences and decide whether they are fact or fiction. Label each one and then have a go at writing your own.

Activity 2: LO: I can read and understand a fact file

Choose your chilli and read the factfile.

Make sure to underline or jot down key information and then answer the questions at the end.

Activity 3 LO: I can research and plan a fact file

Research animals that live in the jungle or rainforest and make a mindmap of ideas to include in your factfile. Each subheading could be a different animal.

Activity 4 and 5: LO: I can create and edit a fact file

Use your research to write up your factfile. You can use the template to help if you would like. Make sure to use subheading to split up your facts and try to include a 'did you know?' fact at the end. Once you are happy with your layout and facts spend some time editing your spellings and see if you can add any extra skills.

Topic: FOR THE NEXT 2 WEEKS

See slides for further explanation

Geography: LO: I know where the jungles and rainforests are located in the world.

Research jungles and rainforests and add them to the world map. What do you notice about where they are? What might the climate be like?

History: LO: I can understand extinction

It's 2050 and the jungle habitat is empty - the animals are all extinct! What could we do now to help this?

Music: LO: I can respond to different pieces of music Listen to some jungle book songs. How do they make you feel? What does it make you want to do or create?

RE: LO: I can understand the key messages from stories in sacred books

Read Noah's Ark - Imagine you are Noah - would you have done things the same or differently? Why?

Art/DT: LO: I can make an animal pattern

Choose your materials and methods and have a go at making your own jungle themed animal print.

Computing: LO: I can keep my personal

information safe Log in to Bug Club using your login details. Can you create a set of instructions for the Year Ones to follow to do the same?

Wild thing!

We are learning about:

Animals - their habitats and life cycles

Tadpole Farm CE Primary Academy

School Closure Learning Pack

While school is closed you will find activities for your child to complete here. We would expect you to complete one of these tasks each day, which should take an hour. Please upload all work to **seesaw** or email work to:

moleclass@tadpolefarmcepa.co.uk

rabbitclass@tadpolefarmcepa.co.uk

Due by:

26th June 2020

PSHE:

Friendship

Draw a picture of yourself and 3 friends from Moles and Rabbits.

PE:

- Join in with Joe Wicks every morning. Can you keep up?
- Go for a daily walk, jog or bike ride to get some fresh air
- Cosmic Yoga

Science:

















Habitats

- Watch the episode of Planet Earth to discover all of the animals living in the jungle and rainforests
- Watch the clip explaining habitats
- Choose an animal that lives here
- Design and make their micro-habitat within the jungle/rainforest.



Reading Activities

Choose one of these activities to go alongside your reading book each day!

| | | | |
|---|---|---|---|
| In a nutshell... Write a ten word summary of the pages (or book!) you have just read.  | Dear diary... In first person as the main character, write a diary entry about the main event.  | Sam-I-Am... How are you similar to the character in the book? How are you different? Create a table.  | Word Detective... Find 10 words that you are unsure of the meaning and, using the sentence, find the definition.  |
| Incredible Illustration... Choose the favourite page you've read today and create an illustration for it.  | Perfect Prediction... If you're starting a new book, before you begin write three predictions you can make from the front cover!  | Front Cover When you finish the book can you create a front cover? Remember - don't give the story away!  | Act it out... Act out a scene from the book - can someone guess what's happening?  |
| I say... Draw a speech bubble - what was a character thinking during the events of the page?  | Vocabulary Ninja... Find 5 words which add atmosphere to the book. Use them in your own sentence.  | 20 Questions... Write down 10 questions you'd want to ask the characters from the book.  | Decisions, decisions... Choose a decision the character has made and write reasons 'for' and 'against'.  |
| Hear Hear... Tell someone the favourite part of your book and why.  | Time to... Create a timeline for your book with 5 main events on.  | In the news... Write a newspaper report of an event from your book.  | Valiant values... How did a character show our school values?  |

Don't forget to try and read every day for 15 minutes. You could record yourself on seesaw so that we can hear you!

Here is a reminder of the page of activities you could choose from afterwards to help you think about the book in more detail!



OR try out your Bug Club Login

<https://www.activelearnprimary.co.uk/login?c=0>



YOU'RE*



Spelling Activities

Choose one of these activities for your spelling words each day!

| | | | |
|---|---|--|---|
| Easy as ABC... Write all your words in alphabetical (ABC) order. | Part of a whole... Write your words into different syllables using different colours! Running Festival Brown | On the other hand... Use the hand you don't usually write with to practise your spellings! | In the spotlight... Write the consonants in one colour, vowels in the other. (Vowels: a, e, i, o, u) |
| Like an Egyptian... Write your word in a pyramid. py pyr pyra pyrami pyramid | Your money or... "Write" words using a newspaper or magazine to cut them out, like a ransom note. | Come rain or shine... Write each letter of the word in a different colour to create a rainbow! | Let's be silly... Write a sentence which uses all of your words in it! |
| Tell me a story... Draw a small picture showing your word, then write a sentence about it! | Blowing bubbles... Write all your words in bubble writing! | 20 Questions... Use half your spellings to write a question... then use the other half to answer them! | Rhyme Time... Write three words which rhyme with each spelling word. |
| Bond, James Bond... Create a code. Write your words in the code. Can someone else crack them? e.g. a = b = c = d | Synonym/Antonym Synonym - means the same Antonym - the opposite Write one of each for each of your words! | That's backwards... Write your spelling words backwards! | You're a joker... Write each word into a joke! Test them out on someone nearby... |

Spellings for this term:

We need to recap the spelling rules and patterns for this year. Over the next 7 and a bit weeks we would like you to practise the rules and common exception words as mentioned below :)

[https://assets.publishing.service.gov.uk/government/uploads/system/uploads/attachment_data/file/239784/English_Appendix_1 - Spelling.pdf](https://assets.publishing.service.gov.uk/government/uploads/system/uploads/attachment_data/file/239784/English_Appendix_1_-_Spelling.pdf)

Try to focus on words that you use a lot and sometimes are misspelled but below are some ideas to focus on for this week!

Click on the link above and start with the different sounds in the Year One section - then move onto the 'common exception words'



Click on the link above and choose some of the 'Common exception words' that you find tricky. Also make sure you are clear on the rules for the different spellings of different sounds.



Same as the 2 chilli - if you can spell all of these Then skip to the Year Three section - can you try Some of those?



Maths - Addition and Subtraction



We are focussing on addition and subtraction again this week! This week we want you to work on your mental strategies to get quicker and quicker!

For more information on addition and subtraction in KS1 visit: <https://www.bbc.co.uk/bitesize/topics/zwv39j6>



Activity 1 - Adding multiples of 10 to any number

Quick fire round!

Draw a doodle (or choose one from resources if you don't want to draw). Maybe use a jungle animal!

Then start on any number and see how many times you can add ten before you get stuck!

EG: $34 > 44 > 54 > 64$

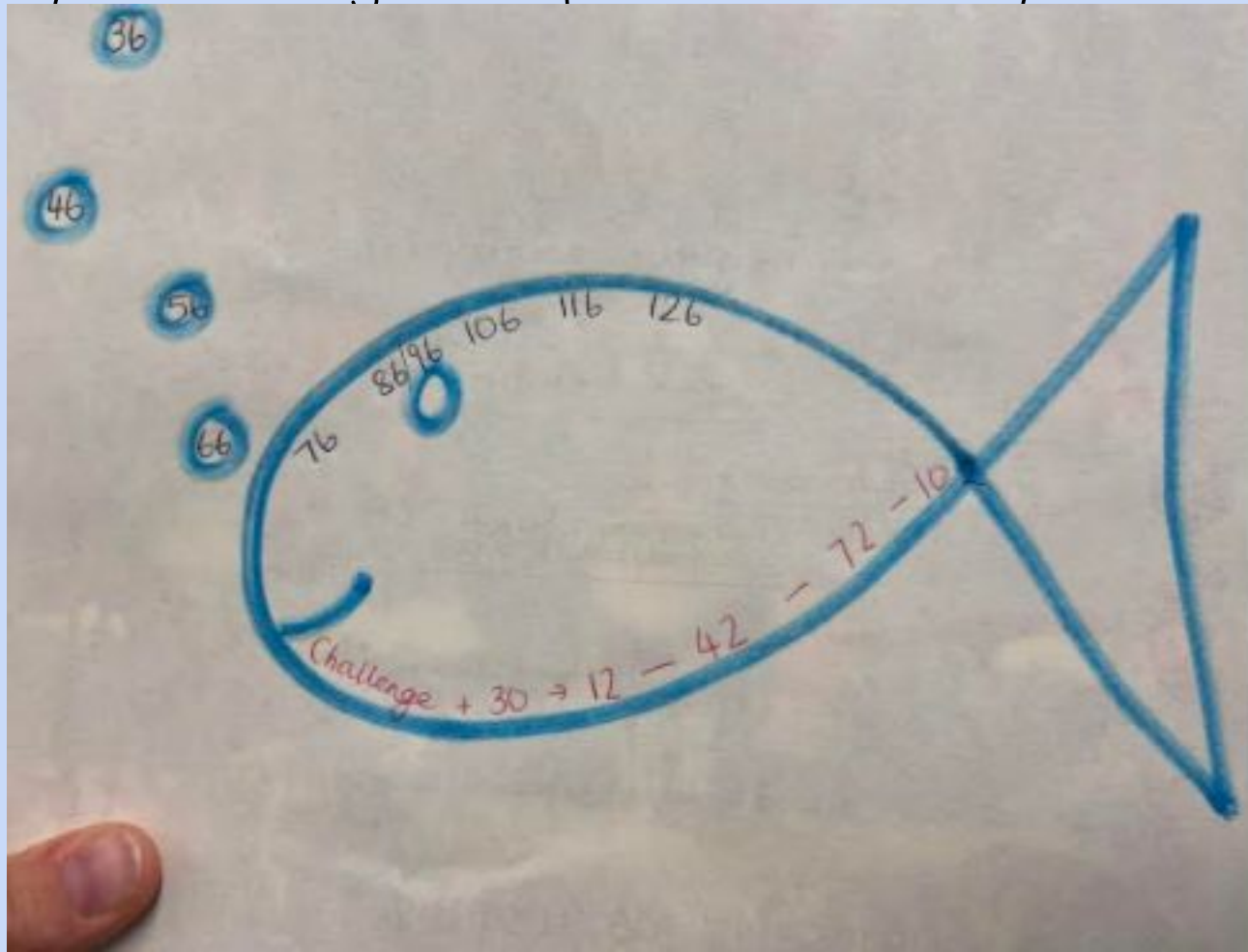
Need a spicier challenge? Add in multiples eg +30 each time

Eg $22 > 52 > 82 > 112$

See next slide for an example...

Activity 1 - Adding multiples of 10 to any number

Example:



Activity 2 - Mentally Partitioning To add and subtract

HERE TO HELP



Partitioning (splitting apart) the numbers is a great way to add and subtract in our heads! Have a go at answering the questions in your head by adding together the units and then the tens.

EG: $34 + 55$ Let's split it up!


$$(30 + 50 = 80) \quad (4 + 5 = 9) \text{ so... } 80 + 9 = 89$$



Activity 3 - Bridging Tens and Hundreds

Addition and subtraction becomes really tricky in year two when we have to add numbers that take us past the next ten or hundred.

We would like you to try some to practise this skill. Use the partitioning you have already tried to help you! Try as many or as few as you would like as long as your brain is challenged!



If you would like a challenge you could try column addition with these tool See Miss B's video from a few weeks ago on seesaw!

Activity 4 - Number fact ninjas!



Use your number facts to mentally solve the problems and crack the code!

What is our secret message?

Here is a tip - look for hidden number bonds!

EG: $4 + 9 + 6 =$ (We know that the 6 and 4 make 10!!) Let's make it easier!
 $10 (6 \text{ and } 4) + 9 = 19$

Simples!

Finished? Why not make your own for us to solve?

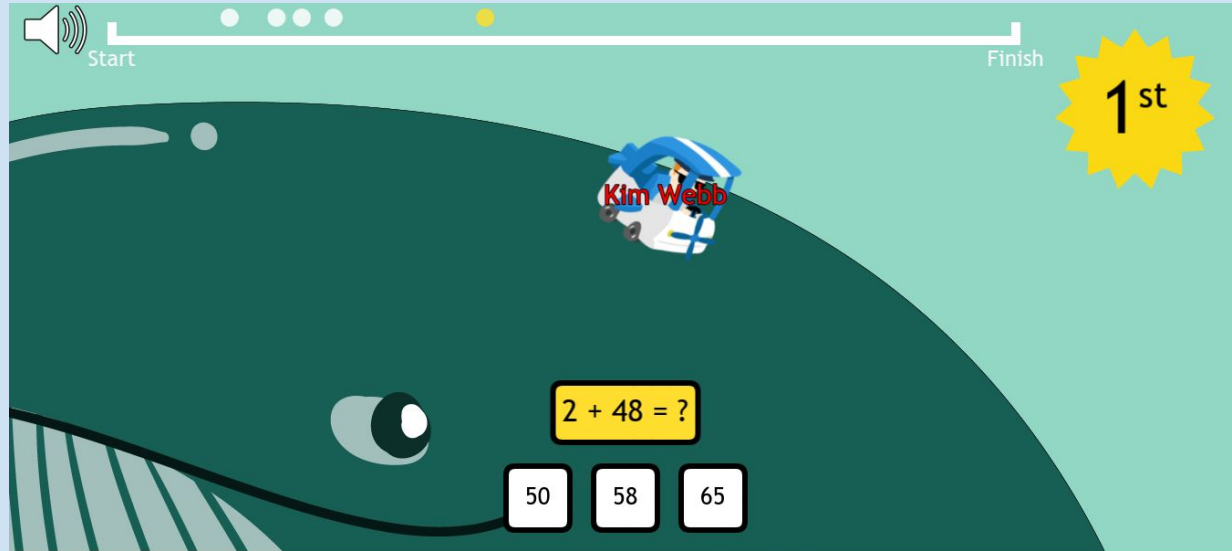
| | | | | | | | | | | | | |
|----|----|----|----|----|----|----|----|----|----|----|----|----|
| a | b | c | d | e | f | g | h | i | j | k | l | m |
| 1 | 2 | 3 | 4 | 5 | 6 | 7 | 8 | 9 | 10 | 11 | 12 | 13 |
| n | o | p | q | r | s | t | u | v | w | x | y | z |
| 14 | 15 | 16 | 17 | 18 | 19 | 20 | 21 | 22 | 23 | 24 | 25 | 26 |

Activity 5 - Quick Mental Maths!

We would like you to log in to purple mash and have a go at '2race - addition and subtraction'. Keep going and see if you can get quicker and quicker!

Again, pick a level that is challenging your brain!

SKILLS



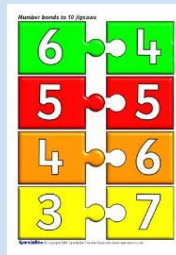




If that wasn't enough... have a go at these...



- Make your own board game to help you remember and practise some mental maths like number bonds.
- Practise your number bonds for this game - quickly!
https://www.mathplayground.com/number_bonds_20.html
- Make up a song to help you remember some key number facts
- Visit <https://www.topmarks.co.uk/maths-games/hit-the-button> for more number bond and fact related games
- Make a number bond puzzle or matching pairs set



English - Jungle Fact Files

This week we will be working towards creating our own jungle animal fact file! Watch this clip to remind yourself of what to do when writing a fact file or report!



<https://www.bbc.co.uk/teach/class-clips-video/english-ks1-ks2-how-to-write-a-non-chronological-report/zvbtscw>



Activity 1 - Fact or Fiction

First watch this clip to remind you the difference between fact (non-fiction) and fiction!

<https://www.bbc.co.uk/bitesize/topics/z2yycdm/articles/zty8xfr>

Now have a go at sorting the different sentences - what makes them a fact and what makes them fiction?

Activity 2 - Reading and understanding fact files


Choose your chilli and read through the fact file.

Remember to underline or pick out the key vocabulary and facts.

Then have a go at answering the questions based on the text that you have just read.



Activity 3 - Planning your factfile



Research the jungle animals of your choice. Here are some websites to help you.

- <https://www.coolkidfacts.com/jungle-facts/>
- <https://www.sciencekids.com.au/sciencefacts/earth/jungles.html>

Activity 4 Writing your fact file and editing

Now start with your research and think about how you will sort your facts into different sections with a subheading.

- Make sure you are clear with what you want to write in each section.
- Give each section a clear sub-heading
- Finish with an interesting 'Did you know?' fact






















If that wasn't enough... have a go at these...














- Present your fact file and get a family member to film it.
- Log in to purple mash and search jungle - have a go at one of the many activities you find!

← Search results: 🔍

Writing Projects:

| | | | | | | | | | | | | | |
|--|--|--|--|---|--|--|---|--|--|--|---|--|--|
|  Deforestation Debate |  Describe a Lion |  Discover Rainforest |  Golden Lion Tamarins Factfile |  Hyacinth Macaws Factfile |  Jaguar Factfile |  Kenya |  Kenya |  Medicines of the Rainforest |  Mountain Gorilla Factfile |  Poison Dart Frog Factfile |  Rainforest |  Rainforest Habitats |  Rainforests |
|  Sumatran Orangutan Factfile |  Three Toed Sloth Factfile |  Tropical Climate | | | | | | | | | | | |

Other:

| | | | | | | | | | | |
|--|---|---|--|--|--|---|---|---|---|---|
|  Butterfly |  Frog |  Layers of the Rainforest |  Minibeast |  My Animal |  Snake |  Spider |  Spider on a Web |  Tree |  Jungle Scene |  Matching Jungle Animals - 2Pairs |
|--|---|---|--|--|--|---|---|---|---|---|



Geography - Jungle and Rainforest Locations

Where are the jungles and rainforests?



- Research jungles around the world and find out where they are.
- Add them to the world map
- What do their locations have in common? What would the climate be like in each jungle?

History - Extinction in the Jungle

Watch this clip: <https://www.youtube.com/watch?v=cJoo8dUp2eM>

Imagine you are teaching the Moles and Rabbits of 2050.
You are learning about the jungle and you are teaching them it in History - **as the jungle no longer exists.**

<https://www.chesterzoo.org/what-you-can-do/>




Visit the Chester Zoo website to find out more and then make a poster about how we can protect the jungle animals now so that the Year Two children of the future can learn about them like you do now!

Music - Listen and respond to music

We would like you to listen to some songs from the jungle book soundtrack:

<https://www.youtube.com/watch?v=9lrQLC6taM>



- How do they make you feel?
- How do you want to move to them?
- Try some artwork - what do they make you want to draw?

RE - Religious stories

Christianity - The Bible - Noah's Ark

https://www.youtube.com/watch?v=Ni1Y_ZHG-es



Listen to the story of Noah and his Ark

Imagine you were Noah facing the same dilemma - would you take the same path or would you do something different?

Can you tell us what you would do and why?

Science - Habitats

Over the next two weeks we would like you to learn more about the way animals are suited to their habitats and particularly the jungle habitat.

As you all **LOVED** Blue Planet last week -
Have a look at this episode of Planet Earth - or parts of it
<https://www.bbc.co.uk/programmes/b083wt7z>

Each **habitat** has it's own set of **micro-habitats**

Think about the jungle and the micro - habitats that it contains.

- Jungle Floor
- Tree canopy...etc.

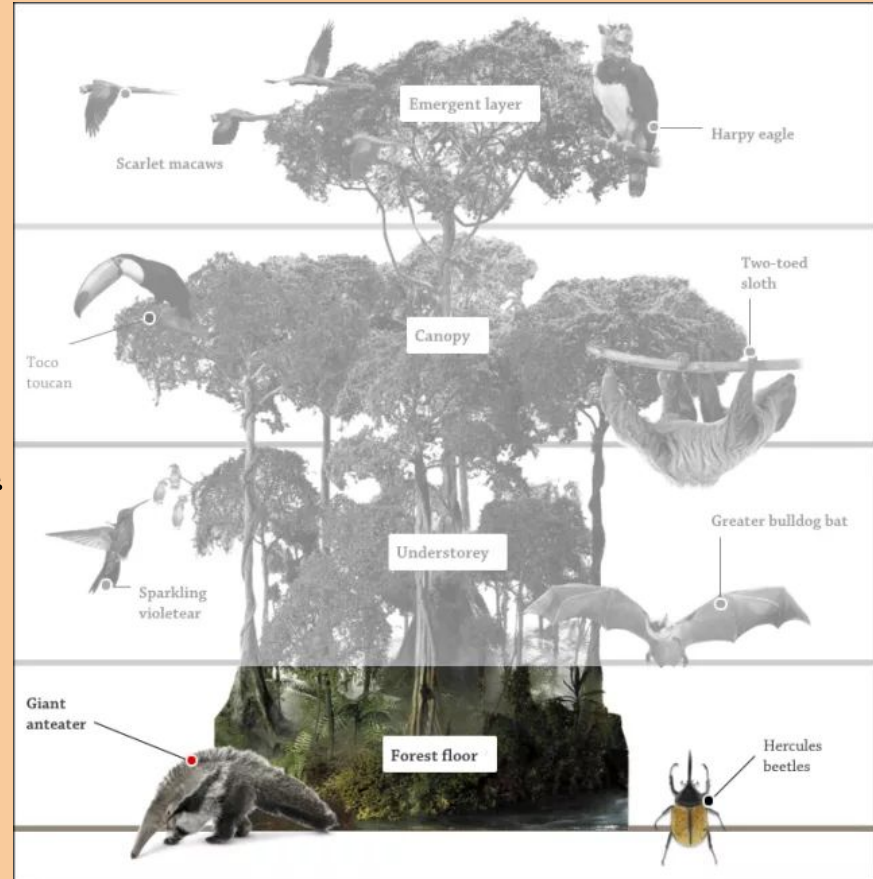
See the next slide >

Science - Habitats

Have a look at this video on rainforest habitats:

<https://www.bbc.co.uk/bitesize/topics/zx882hv/articles/zxdsvcw>

Choose an animal and make a habitat for them!
You could draw, use a cereal box to create one or even construct one from lego!



PE


Joe Wicks - subscribe to his youtube channel to learn all about keeping physically fit. He uploads HIIT sessions daily specially designed to keep kids moving!

<https://www.youtube.com/channel/UCAxW1XT0iEJo0TYIRfn6rYQ>

Get out into the garden/go on a daily walk/ride/run to keep fit and keep smiling!

Try some cosmic yoga!

Don't forget to upload your photos to seesaw!



Art and Design/DT

School looks slightly different to when you were last in - we've painted spots outside to help us keep 2 metres apart.

This is a jungle themed one.

We would love you to make your own jungle animal themed spot.
Maybe you could do it on paper, with chalk outside or on the computer!

Think outside of the box!



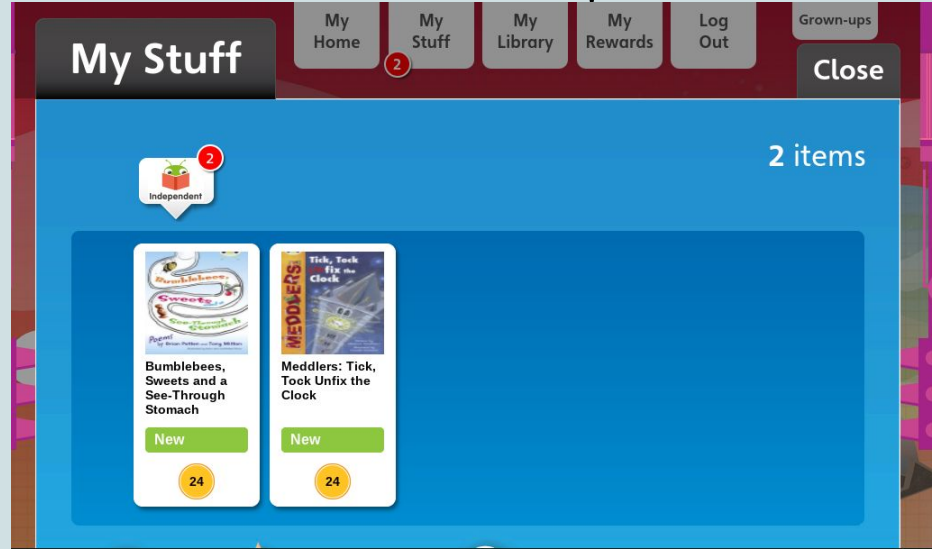
Computing: E-Safety

LO: I can use login information safely

Have a go at logging into your bug club account!

Can you make a set of instructions for Year One to tell them how to do it too?

Be sure to tell them to keep their personal information safe!



PSHE - personal, social and health education



FRIENDSHIP

We know that by now you'll be missing your friends a lot!!



We would like you to draw a picture of you and **3 FRIENDS** from Moles or Rabbits.

Label your friends and write a message to them underneath. Then we can share them on seesaw with your chosen friends!

Week 3 Complete - Well done Team Moles and Rabbits!

We hope you have enjoyed another great week of learning!

We can't wait to join you next week as we continue our journeys deep into the jungle!

Stay safe, stay happy and keep smiling!

