










Class 3 - Homework

Due in by: Monday 24th June

Homework Share: Wednesday 26th June 9-9.30am

Please support your child to choose a minimum of four activities to complete at home over this term. Once all homework has been received, the children's work will be celebrated and shared amongst the class and individual team points will be collected and awarded. Please note, at least 90% of the ideas below came from the children!

<p>Love of the written word </p> <p>Write instructions on the process of mummification 10 points</p> <p>Love of the written word</p> <p>Create your name in hieroglyphics- use different mediums to present (paint, pens, computer font)</p> <p>Write an Egyptian story- include detail such as character description. You can type this up on a computer! 10 points</p>	<p>Maths, science and analysis</p> <p>How far can you count in Egyptian? Record as a video! 3 5 points</p> <p>Help yourself learn to tell the time- make a clock! 5 points</p> <p>How many 3D shapes can you draw? 5 points</p> <p>Have a go at mummifying some fruit or vegetables. 10 points</p>	<p>Music and dance </p> <p>Create a dance to 'Walk like an Egyptian.' https://youtu.be/4nuhja7y4TM</p> <p>Learn an Egyptian song- use the following website to help https://www.bbc.co.uk/teach/school-radio/music-ks1-ks2-ancient-egypt-history-songs/ztk9g7h 10 points</p>	
<p>Freedom and fun </p> <p>Dress up as an Egyptian! Remember they used eye make up to protect their eyes! Take a photograph. 5 points</p> <p>Make a 3D model of a pyramid. You could use Lego. 5 points</p>	<p>'Ancient Civilisations' </p> <p>They are like trees that grow beside a stream that bear fruit at the right time and whose leaves do not dry up.</p> <p>They succeed in all they do. Psalm 1:3</p>	<p>Maths, science and analysis 3</p> <p>Can you investigate if electricity runs through a piece of fruit or vegetable? Draw a diagram of your findings. https://resource-bank.scholastic.co.uk/resources/11867 10 points</p>	<p>Church and community </p> <p>What can you find out about the Egyptian gods? Choose one- present as a leaflet. 5 points</p> <p>Write an acrostic poem for 'Pentecost.' 5 points</p>
<p>Drama and self-expression </p> <p>Write a play based on an ancient civilisation (Sumer, Egyptians, Indus) 10 points</p>	<p>Awareness of our place in the world, geographically and socially </p> <p>Where did the Egyptians mostly live? Why did they live there? (Think about the land, what did it offer them?) 10 points</p> <p>What can you find out about the river Nile? You could include cities/ towns it flows through and the importance of the river for Egyptians. Produce as a fact-file. 10 points</p> <p>How far away is Egypt? Draw a map. 5 points</p> <p>What sort of homes did Egyptians live in? 5 points</p>	<p>Sport and fair play </p> <p>Competition time! Mummification!</p> <p>Using members of your family-use toilet roll, how quick can you wrap each other up? Time each other! If possible, take a video. 5 points</p> <p>Research if Egyptians played games-then play them. 5 points</p>	<p>Ideas and imagination </p> <p>Sketch a Pharaoh or sacred animal (e.g. cat) using the skills you have learnt in art. Can you add stippling, cross hatching, hatching and smudging? You could also paint in water colours. 10 points</p> <p>Make an Egyptian death mask- can you do a dance with it on? (optional) 10 Points</p>

We recommend choosing a range of activities across the subject range. If you require any equipment/resources to help complete the tasks please do not hesitate to ask! These tasks are to be completed in addition to **daily home reading, times table practise, and weekly spelling**. Please use www.timestables.co.uk to support times tables- your child's login can be found in their reading record.