



Cranham
Church of England (VA)
Primary School

Theme Overview: Animals
Year A - Spring Term
Years 1/2

Key Questions

Spring 1: What does it mean to be alive?
Spring 2: Who created this? (Artists)






Curriculum Intent:




This topic will focus on how we look after ourselves and others, and how we were created. We will make close links to Christian stories and the Easter story. We will recognise that humans are animals, and study the human body, as well as a range of animals, amphibians, reptiles, birds and mammals. We will learn about how art can depict aspects of the natural world, and how famous artists have been inspired by the beauty that nature provides.

- *At the end of this topic, the children will be able to identify and classify a range of living creatures. They will be able to confidently talk about similarities and differences in living animals.*
- *The children will be able to talk about the work of a well-known artist and recognise how our environment can provide inspiration for creative work.*



Our core value this term will be: *Community*

We will also make links with the values of: *Service*  , *Compassion*  , *Thankfulness* 

, respect  , *trust*  , *friendship* 

Enrichment and Experiences:

Dogs trust, Teckles animal rescue centre, guide dogs, RSPCA – come to talk the children about how to look after animals.

Farm to fork. Visit a local farm for lambing or to observe milking.

English – long term overview coverage:

This term we will revisit recount and letter writing. We will write about personal experiences from the recent past and write thank you letters to our families.

We will pay particular focus on the spelling of the common exception words for each year group.

We will complete a unit of work on Non-Chronological reports, paying attention to structure and language used.

Possible texts:

- Traditional Tales
- Three billy goats gruff
- The ugly ducklings

In our creative writing we will develop our descriptions of settings, after revisiting character descriptions.

We will cover the following sentence types: B.O.Y.s, Similes, Fronted Adverbials and Short sentences.

We will read:

- Stories with a familiar theme – animals as main character
- A traditional tale
- Non-fiction texts appropriate to our lines of enquiry.

We will continue to broaden our range of poetry and learn to recite some poems from memory.

Opportunities for Cross Curricular Maths:

In mathematics we will explore the differences between ourselves and animals. We will make and compare measurements, and sort and classify animals using Venn and Carroll diagrams.

Science NC objectives:

- identify and name a variety of common animals including fish, amphibians, reptiles, birds and mammals
- identify and name a variety of common animals that are carnivores, herbivores and omnivores
- describe and compare the structure of a variety of common animals (fish, amphibians, reptiles, birds and mammals including pets)
- identify, name, draw and label the basic parts of the human body and say which part of the body is associated with each sense
- observe changes across the 4 seasons (**ongoing throughout the year**)
- observe and describe weather associated with the seasons and how day length varies

Geography NC objectives:

- understand geographical similarities and differences through studying the human and physical geography of a small area of the United Kingdom, and of a small area in a contrasting non-European country

Art NC objectives:

- to develop a wide range of art and design techniques in using colour, pattern, texture, line, shape, form and space
- about the work of a range of artists, craft makers and designers, describing the differences and similarities between different practices and disciplines, and making links to their own work.
- [To look at the work of Henri Rosseau](#)

DT NC objectives:

- use the basic principles of a healthy and varied diet to prepare dishes
- understand where food comes from.

PSHE areas (for objectives see PSHE overview):