

**Did you know...**



### **VE Day stands for Victory in Europe Day?**

It is the day on which allied forces announced the surrender of Germany in Europe on May 8th, 1945.


It marked the end of Adolf Hitler's reign and was a cause for celebration all over the world. At 3pm that day, Prime Minister Winston Churchill told the nation that the war was over. In London, a crowd of 50,000 celebrated the momentous event in Piccadilly Circus, cheering and waving flags in the street. This year is particularly special,

because it's the 75th anniversary!



**More than one million people celebrated in the streets throughout Great Britain to mark the end of the European part of the war.** In

London, crowds gathered in Trafalgar Square and up the Mall to Buckingham Palace, where King George VI and Queen Elizabeth, accompanied by Prime Minister Winston Churchill, appeared on the balcony of the palace before the huge cheering crowds. Princess Elizabeth (the future Queen Elizabeth II) and her sister Princess Margaret were allowed to wander among the crowds and take part in the celebrations!



**Colour in this page!**

# DECODE THE WORDS!

The name for someone who serves in the army?

**elordsi**

\_\_\_\_\_

What fires a bullet?

**gnu**

\_\_\_\_\_

What hat protects your head?

**hlteem**

\_\_\_\_\_

What's the main mode of transport in the Navy?

**pihss**

\_\_\_\_\_

Who commands the planes?

**rairfeco**

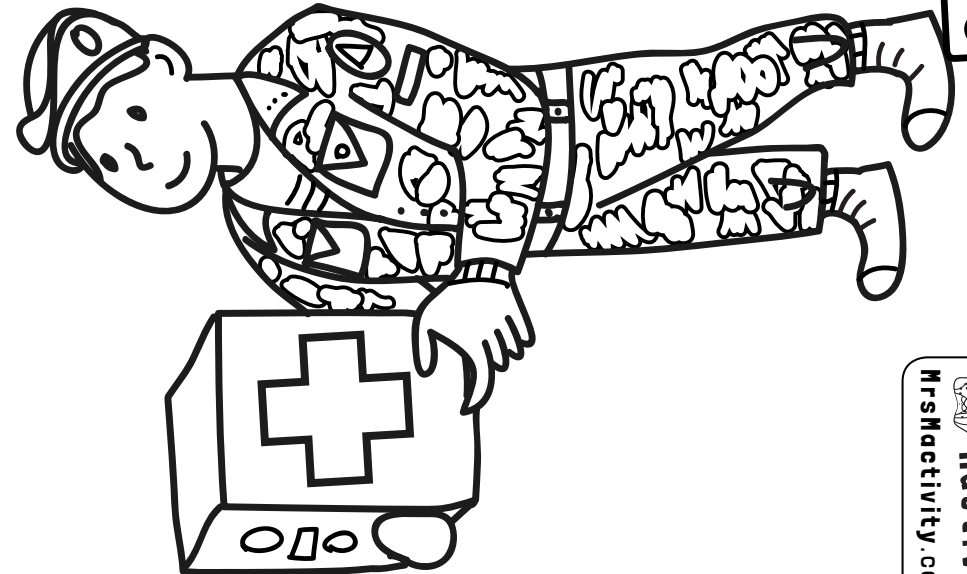
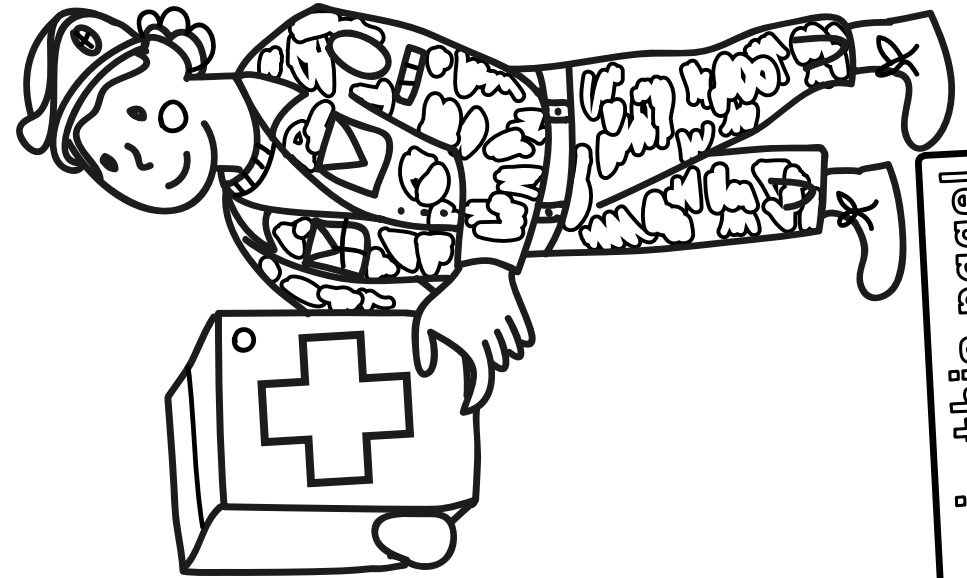
\_\_\_\_\_

The name of the foodpack given to troops?

**rtnaoi**

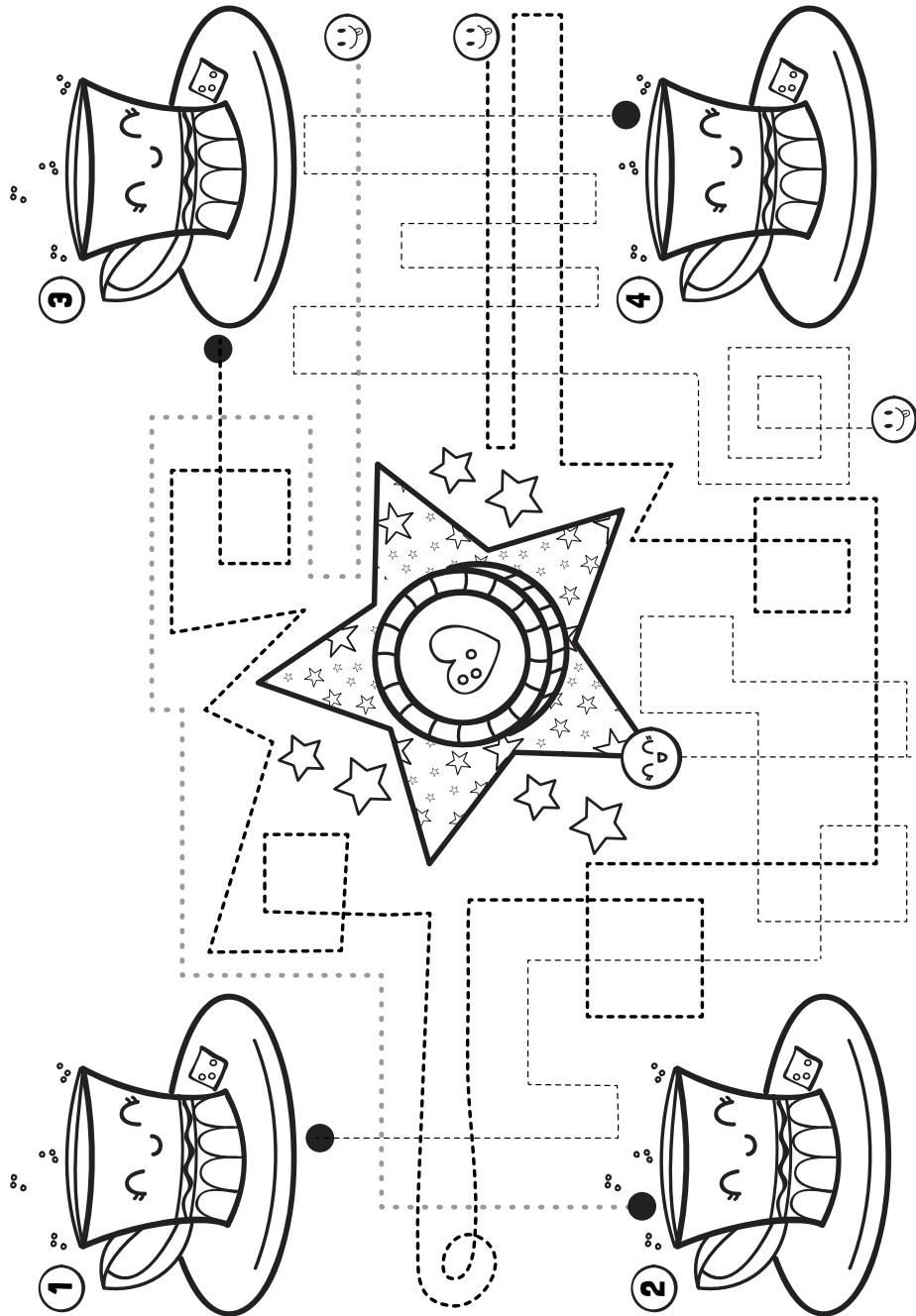
\_\_\_\_\_

Spot the  
differences between these soldiers!



Colour in this page!

# Match the tea to the biscuit!



# Find the party words!

PARTY CAKE SING DANCE TEA BISCUITS SMILE EUROPE

T	B	P	A	R	T	Y	K	N	A
E	U	R	O	P	E	Q	R	S	H
U	H	O	S	I	N	G	C	M	C
D	A	N	C	E	T	A	I	I	A
N	L	Q	L	P	T	U	V	L	K
B	I	S	C	U	I	T	S	E	E
L	E	K	L	M	N	U	M	E	P
T	E	A	P	M	A	G	E	S	T

H	A	P	P	Y	F	G	M	Q	W
N	L	A	G	N	P	Y	E	U	O
B	U	N	T	I	N	G	D	E	N
V	I	C	T	O	R	Y	A	E	A
Y	P	Q	I	N	O	U	L	N	D
B	A	L	L	O	O	N	S	L	E
R	B	K	G	C	A	S	T	P	S
S	T	R	E	E	T	C	E	X	R

HAPPY WON STREET BUNTING BALLOONS QUEEN  
VICTORY

# DECODE THE WORDS!

What do troops do when they parade?

**mahrc**

\_\_\_\_\_

What's another name for a gun?

**riefl**

\_\_\_\_\_

What moves on large moving tracks?

**nkat**

\_\_\_\_\_

Somebody who serves on a ship?

**rslaio**

\_\_\_\_\_

What's another name for instructions?

**ordsre**


\_\_\_\_\_

What are waterproof and protect your feet?

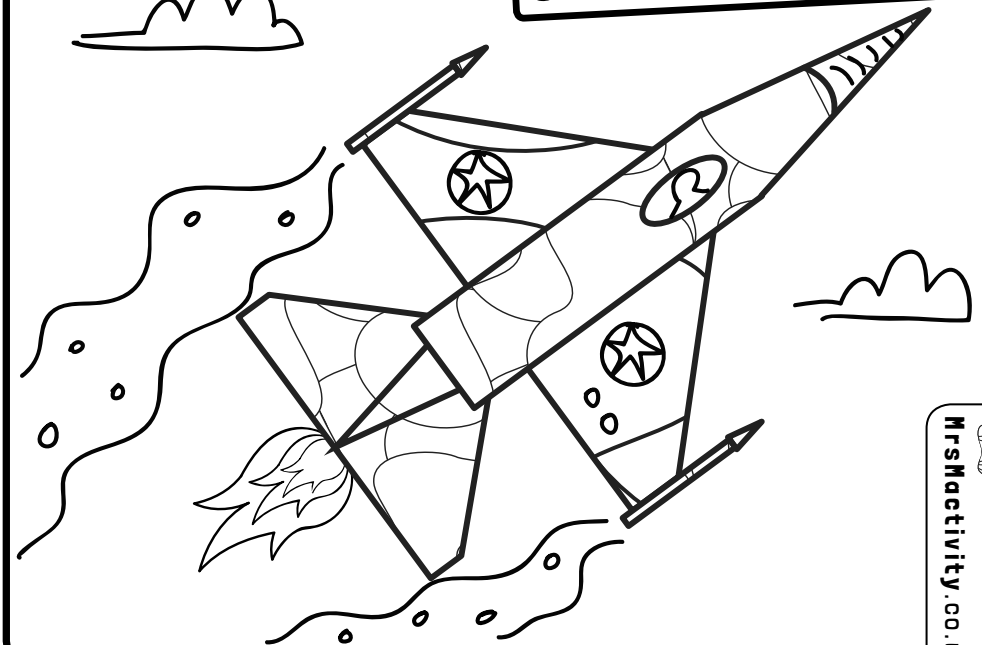
**otbos**

\_\_\_\_\_


Spot the  
differences in the air display team!



Colour in this page!



**COLOUR IN THE FLAG  
THEN DRAW YOUR OWN**



**Find the secret words!**


PLANE SHIP TROOPS GUN TANK MARCH HELMET

T	B	P	A	T	A	N	K	N	A
K	R	M	N	O	P	Q	R	O	H
U	H	O	X	M	A	R	C	H	O
E	E	C	O	P	T	A	I	N	S
N	L	Q	L	P	T	U	V	A	H
A	M	I	B	C	S	N	F	C	I
L	E	K	L	M	N	U	M	E	P
P	T	I	P	M	A	G	E	S	T

A	R	M	Y	T	F	G	M	A	P
N	L	A	G	N	P	Y	E	S	A
A	R	R	R	O	E	A	D	K	R
V	F	G	H	N	J	G	A	N	A
Y	P	Q	I	N	O	U	L	A	D
O	Z	L	B	A	D	E	C	L	E
R	B	K	G	C	A	S	T	P	S
A	I	R	F	O	R	C	E	X	R

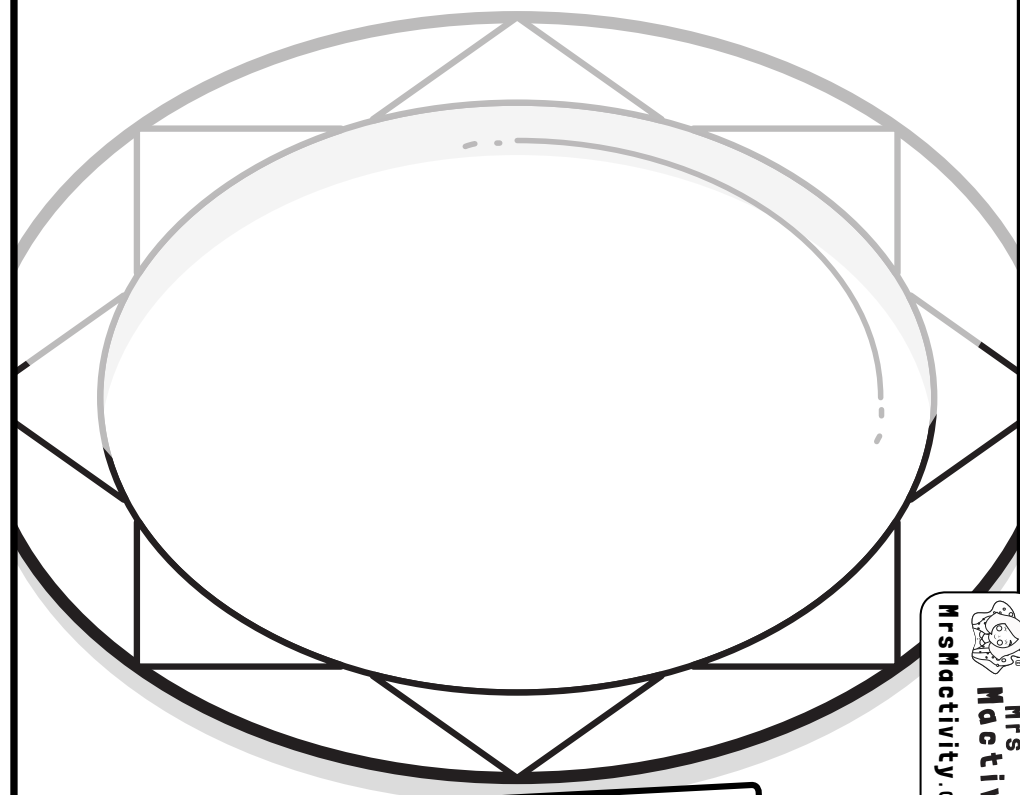
NAVY AIRFORCE ARMY CANNON PARADE MEDAL

**Draw a street party scene!**



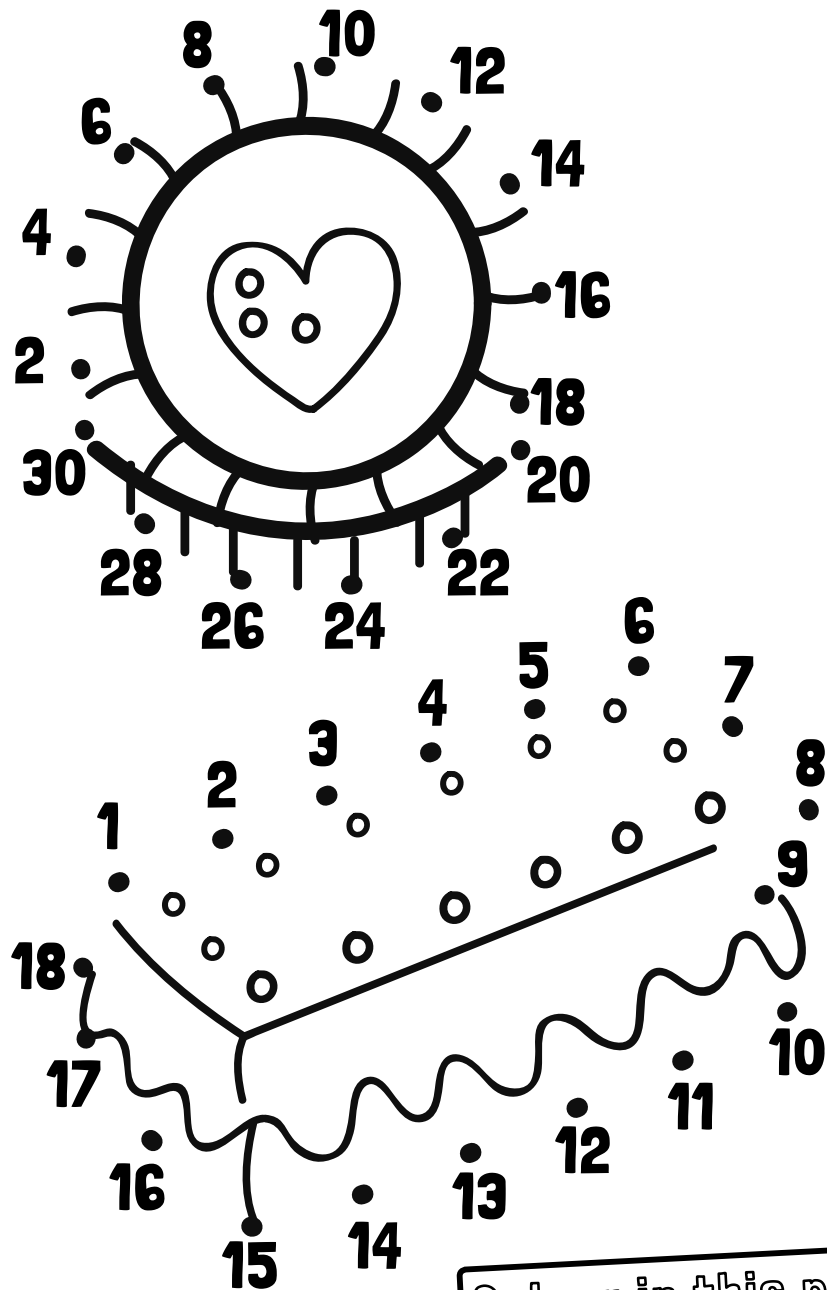
**Try and include:** Bunting, flags, tables, cakes, biscuits, people dancing, music and decorations on the houses!

**Draw what you'll have on your party plate!**




**Colour in this page!**

Join the dots to reveal what these party items are!



Colour in this page!

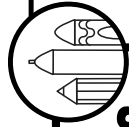
Draw the biggest fanciest cake you can think of!





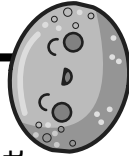

# MRS MACTIVITY'S VE DAY FAIRY CAKES!

**SUPER EASY**

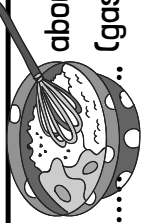


## INGREDIENTS

- ☐ 100g (3 1/2 oz) self-raising flour
- ☐ 1tsp baking powder
- ☐ 100g (3 1/2 oz) soft margarine or butter, at room temperature
- ☐ 100g (3 1/2 oz) caster sugar
- ☐ 2 large eggs, lightly beaten
- ☐ 1tbsp milk (optional)



## HOW TO MAKE



- 1 Mix together the self-raising flour and baking powder.

about half full. Bake at 180 (gas mark 4) for 15 - 20 mins until risen and just firm.

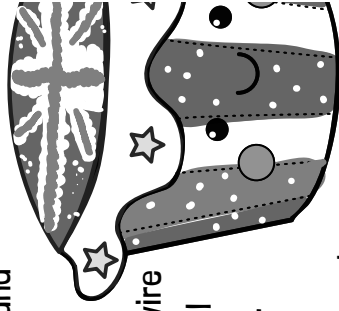
- 2 Add the butter or margarine, sugar and eggs, and beat them until mixed. (Add a little milk and mix again, if it's too hard.)

- 4 Move to a wire rack to cool completely.

- 5 Ice and decorate the cakes - try

- 3 Divide the mixture evenly between the cake cases to

and draw a union flag with icing or whatever you like!



MrsMactivity.co.uk



## VE Day Scavenger hunt! 😊

Can you find or make the following VE Day items?

☐

Bunting

☐

Flags

☐

Cake

☐

Something:

Red

White

Blue

☐

Rainbow

☐

Biscuit

☐


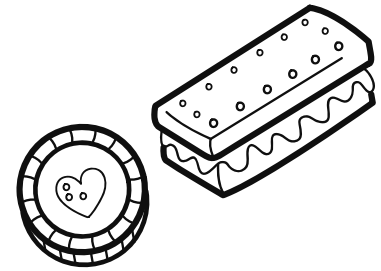
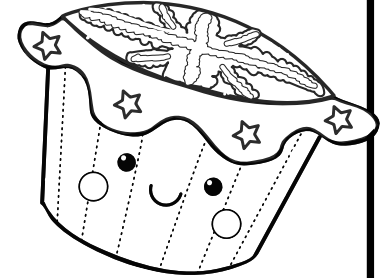

Music

☐

Tea party


☐

Cup and saucer



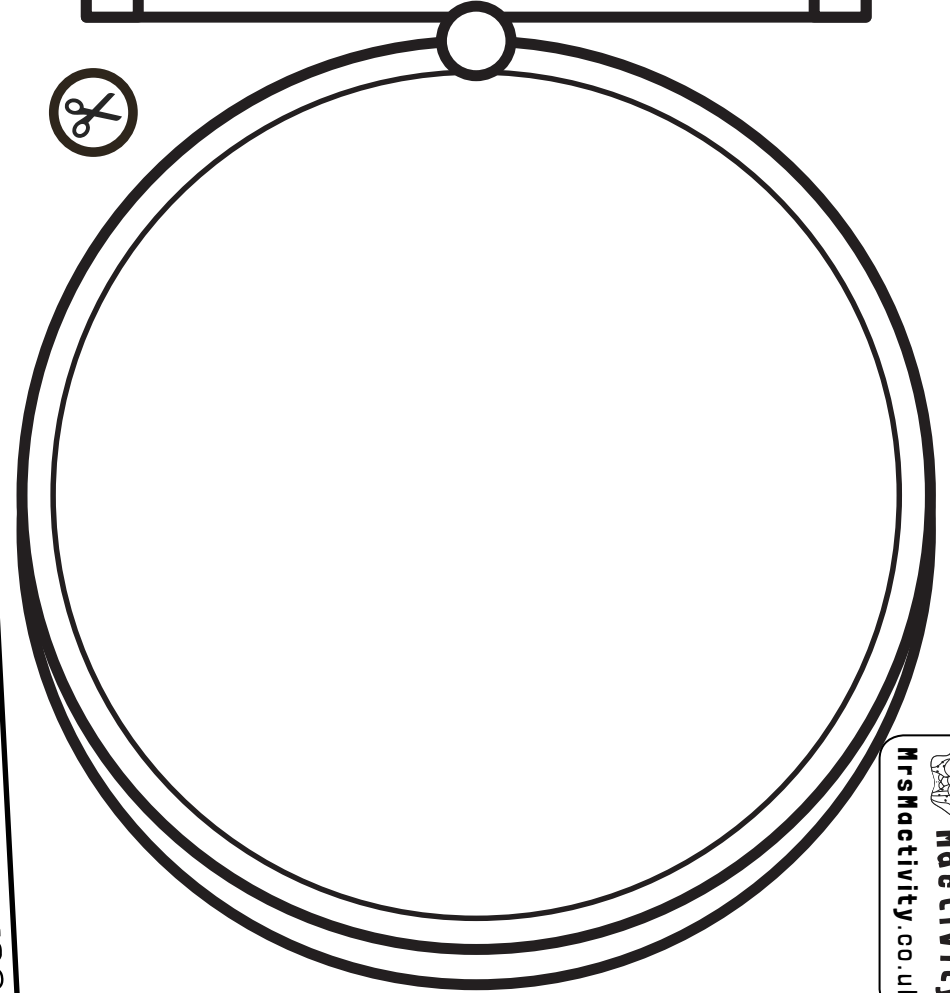


# Make your own bunting!



Colour in this page!

# Design your own medal!



Colour in this page!