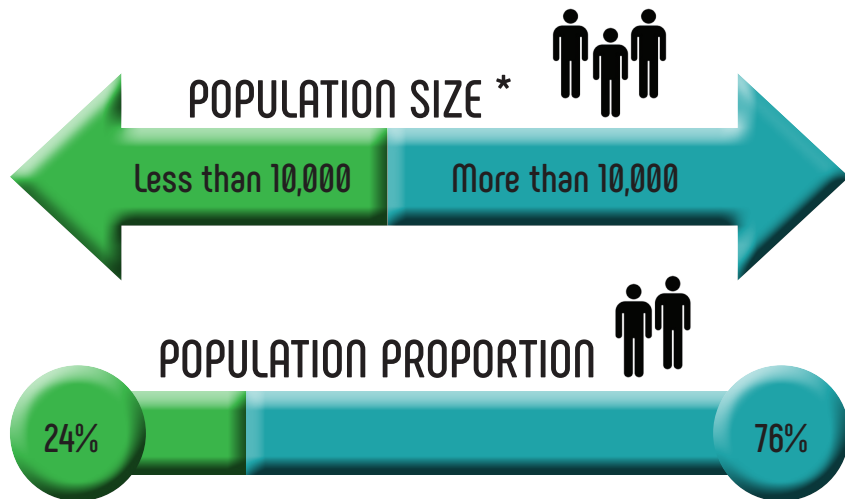


Key Population Statistics

Rural Diocese

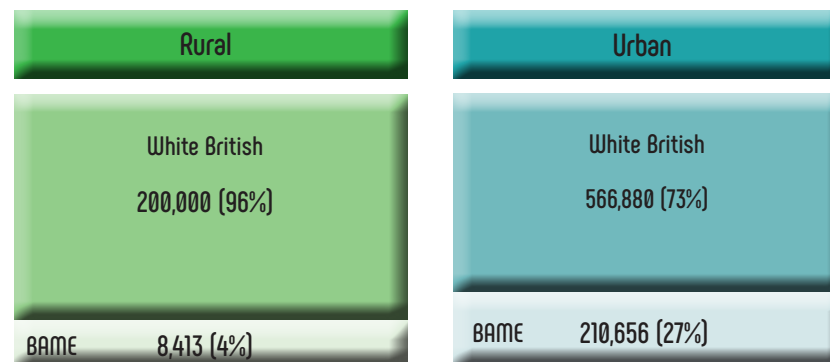
Urban Diocese



RELIGIOUS AFFILIATION

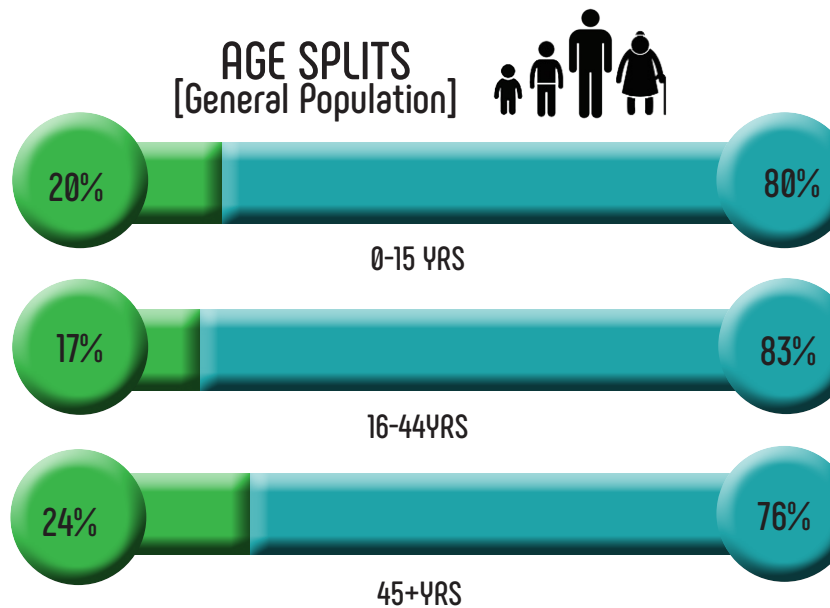
Rural	Urban
Christian: 136,201	Christian: 365,797
No Religion: 52,151	No Religion: 200,752
Not Stated: 13,794	Muslim: 69,328
Hindu: 2,325	Hindu: 66,242
Muslim: 1,229	Not Stated: 46,839
Sikh: 996	Sikh: 21,446
Other: 672	Other: 3,567
Buddhist: 402	Buddhist: 2,378
Jewish: 147	Jewish: 676

ETHNICITY



BAME - Black, Asian & Minority Ethnic

AGE SPLITS [General Population]



* This definition of rural community is defined by the Office for National Statistics and Department for Communities and Local Government 2013.

Please see for example https://assets.publishing.service.gov.uk/government/uploads/system/uploads/attachment_data/file/239477/RUC11methodologypaperaug_28_Aug.pdf

Key Ministry and Mission Statistics



Rural Diocese



Urban Diocese

