

FOR CREED AND CREATION

A simple guide to **greening** your church

By
Gillian Straine
and **Nathan Oxley**

© Gillian Straine and Nathan Oxley 2011

First published March 2007

This version published February 2011

This publication may not be reproduced either in whole or in part whether for sale or otherwise by any method without written permission from the authors or the Oxford Diocesan Board of Finance.

About the authors

Gillian Straine has a PhD in Atmospheric Physics. She is a priest in the Church of England and is currently a curate in the Diocese of Oxford.

Nathan Oxley is a freelance writer editor specialising in communication about sustainability and the environment (nathanoxley.tumblr.com).

Publishers

Oxford Diocesan Board of Finance,
Diocesan Church House, North Hinksey
Lane, Oxford, OX2 0NB

The Oxford Diocesan Board of Finance is a company limited by guarantee, registered in England (No. 142978) whose registered office is as above and is a Registered Charity (No. 247954). VAT registration number 630 6345 61.

Design

Bruce Stanley www.embody.co.uk/design

All photos © Diocese of Oxford, except page 14 and back cover © Leighton Buzzard Observer.

Acknowledgements

The authors would like to express thanks to:

This edition

Lesley Fellows
Matt Freer
Sarah Meyrick
Maranda St. John Nicolle
Alison Webster

First edition

The London Church Leaders Group
The Conservation Foundation
David Shreeve
Claire Foster
Michael Bye
The Carbon Trust
Karon Sales and Services
Jane Cacouris
The City Bridge Trust

Contents

| | |
|---|-----------|
| Foreword by The Bishop of Bristol | 5 |
| Introduction | 6 |
| Things to do | 10 |
| Your Church building and grounds | 13 |
| Lighting | 21 |
| Water | 24 |
| Rubbish and how to buy good things | 27 |
| Other ideas | 31 |
| Communication | 32 |
| Resources | 36 |
| Further reading | 45 |



As Christians there are various ways in which we can incorporate creation care and environmental responsibility into our daily discipleship. We can examine and reshape our daily pattern of life, our spending habits and our travel choices in order to ensure that we tread as lightly as possible on this God given planet. We can ensure that our worship as a church community properly reflects our reverence for God's created order. We can also ensure that the church buildings, entrusted to our care, witness to our commitment to live in harmony with the world around us.

Many of the churches within the Diocese of Bristol can be used by Christians today because of the care that earlier generations have taken to maintain and preserve them. The increasing impact of global warming and resource constraint means that our generation must also consider how our buildings impact upon the wider environment, through the resources we consume and the waste we produce. We have a Christian responsibility not only for the physical integrity of our buildings but also the environmental integrity of the world around us.

"For Creed and Creation" is a booklet designed with the needs of the local church in mind. It gives practical advice on how to make environmental improvements to the church building, from simple, small scale projects to major schemes. Each project comes with a key which indicates the cost, time and people power required and provides information on wider resources available at the local and national level. God calls us to be "earthkeepers" (Genesis 2:15), I commend this booklet to you as a valuable tool in our quest to respond to that calling.

+Michael

Bishop of Bristol



Introduction

What this book is about - And why you should read it. This book is about creating a greener church. It is about why and how your church can be a lot more environmentally friendly very quickly and without spending a lot of money. Whether you are the vicar, a PCC member or the person in charge of the flower rota, all you need is enthusiasm and a desire to work together with the congregation and you will soon be making your place of worship much greener.

Christians have a chance to make a real impact on the lives of their communities, whether the church is in a small village or part of a large commercial centre. We have a huge opportunity to work together, responding to the challenge of climate change and environmental justice, to make a real difference.

“The heavens are the heavens of the Lord, but the earth he has entrusted to his children”

The Book of the Psalms

Why should we care?

Churches are encouraged to engage with major issues affecting our world and society, such as climate change, and this book is one of a number of resources to help churches as they explore the environment as a key component of their mission. There is no one-size fits all response, but this book is a good starting point.

The Church of England believes the church has a biblical basis for caring for the earth which God made for his glory and his people's enjoyment. Climate change is one of the greatest challenges facing the earth and its people today, and will impact on every aspect of human life and the natural environment. The church must take this challenge seriously and respond locally to the global climate crisis.

We want to see the integration of an active concern for the environment and climate change into the life and mission of the whole of the church, and thereby affirm our commitment to the Anglican Communion's Fifth Mark of Mission: 'To strive to safeguard the integrity of creation and sustain and renew the life of the earth'.

We encourage you to share your ideas, stories and resources with the rest of the diocese, which we hope will spark and encourage further reflection and action. For more see the Resources section at the back

The good news

The good news is that we can probably cut down substantially on energy, recycle much more, use alternative energy sources, save considerably more water and be generally a great deal kinder to the planet than we are already. Most of us are probably doing a bit and want to do more.

What we do as individual churches does matter. We reach out to hundreds of thousands of individuals week by week and by beginning to make some of the changes suggested in this book and communicating our efforts to

our congregations, there will be a knock on effect in homes, offices and businesses across the diocese. The church is increasingly finding its voice in the environmental movement and the momentum we now have is a great opportunity to bring change. But your actions should not be seen as simply jumping on the bandwagon; they are about true justice and responsible living in our global community, God's world.

So, why else should you use this book?

Well, it might save you rather a lot of money, which you can put to better use. You could use that saved money towards a fund to make further 'green' changes with your church or make a contribution to the Climate Justice Fund (see the Resources section). A lot of people will be interested to know about what you're doing, and will probably want to join in. And, what's more, many of the things we suggest are:

- **easy,**
- **cheap,**
- **quick, satisfying and even fun to do.**

But there's more! 'Going Green' as part of the church's mission can also be a great form of outreach. And you may find that some of the changes which involve working together can help people in your church get to know each other better and grow closer.

The advice in this book is not exhaustive. It is meant to get you started and give you more ideas about what you can do. At the end you will find where to go for more information, advice and help.



Things

to do. There are many ways to make the church greener - too many to put into a small guide.

This booklet includes a selection of the best ones. Each suggestion is given three ratings: *cost*, *people power* and *time*. You could start with the easy and quick ideas. Or you may wish to jump straight to the more challenging ones. Why not get a small group together, and start exploring what you can do?

Cost: How much money will you need to spend?

In many cases, you can make big savings in electricity or water with minimal expense; some actions are even free and others can earn you money! In each section there are suggestions to reduce your church's consumption that require higher investment and will take more time before any financial savings are seen.

Time: How long will the action take?

Is it a one-off quick fix (a trip to the hardware shop, a quick phone call or an afternoon's work), a longer term project requiring discussion and investigation, or an annual job to ensure maximum efficiency?

People power: How many people are needed to make this change?

This criteria will give you guidance about whether the action can be completed yourself and it indicates where you might consider employing a professional and when you need to seek advice from the Diocesan Advisory Committee (DAC).

Each action carries this simple key.


This example represents a quick action that costs under £20 which you can do yourself

| | | | | |
|------------|--------------|----------------|----------------|--------------------|
| £100 + | | | | |
| £20 - £100 | | | | |
| under £20 | | | | |
| free | | | | |
| | quick action | regular action | up to 2 months | more than 2 months |

The highlighted box will indicate what people power is required

Do it yourself 

Employ a professional 

Seek advice from Diocesan Advisory Committee (DAC) 

The actions have been divided up into five sections:



Church Building and Grounds, looks at the buildings and surrounding land which you might be able to improve and develop



Lighting covers all light bulbs, fittings and natural light



Water and how your community uses it and suggestions to reduce consumption



Rubbish and how your community can reduce waste, recycle as much as possible and purchase wisely



Other ideas suggestions that don't quite fit into the other categories.

Getting to know, fixing and improving

Most sections begin with tips for **GETTING TO KNOW** your church and identify possibilities for improvements.

This is followed by the **FIX** section which includes ideas of how to bring your general housekeeping and maintenance up to date. In short, start making the savings by using what you already have in a more efficient way.

This is followed by other ways to **IMPROVE** the way you do things to make even more savings. Remember, if you are in any doubt, employ the professionals and seek advice from someone in charge before making any major changes.

Before you start


Meter readings – get hold of last month’s bills for electricity, gas and water (make sure they’re based on proper meter readings, not estimates) and note how many units were used or how much money was spent. When you begin to make some of the changes suggested in this book you can, month by month, note your consumption: You’ll be able to see what difference you’re making straight away.

If you are interested in knowing how much power individual appliances are using you can buy an energy monitor, available at most electrical shops, to root out your most costly fittings, and use it to display your energy use in real time in a public area.

Don’t keep it to yourself – announce it in church. Do something good with the money you are saving like giving it to the Climate Justice Fund or investing it back into the church.

A word about safety – Most of these suggestions don’t need any technical skills. But please don’t attempt anything if you are at all unsure of safety. If in doubt, it is always best to employ the professionals.

Finally, don’t forget to have fun doing this. The best approach is to get other people involved - and we usually find that cake is helpful!



Your Church building and grounds

Whether it's a Victorian barn or a modern community centre, getting to grips with the building you are running is a good first step. Churches can be rather chilly and draughty places, so sorting out your building might do more than just lower those energy bills, it might make it a whole deal more inviting. Outside, if you have any gardens or grounds you may find they are the only 'green' space in your area. They might offer an important place for local people to spend time, along with all kinds of birds, animals and insects. God loves us, so we too have a duty to love and care for His creation: the various and wonderful species on this planet are His, for it is written, 'The earth is the Lord's and everything in it' (The Book of the Psalms).

An external door with 3mm gap allows in as much cold air as a hole in the wall the size of a brick!





GETTING TO KNOW

Have a good look around your building. Seek out any gaps in the walls, windows and doorways. Make a list! Note the areas which are habitually too cold or too warm. Don't forget, however, that ventilation is very important in a building – don't block or cover "air bricks" which are there to ensure that the building has the required air circulation. If you have any grounds belonging to your church, see if there's space for more trees and plants. Or see if you could develop a recreation area or quiet place for prayer and contemplation.

Additionally, if your church is a registered charity (and most are) contact your energy suppliers and ensure that you are registered for reduced VAT rates. This should automatically make you exempt from the Climate Change Levy.



FIX

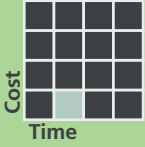
Heating



Make sure **heaters aren't obstructed** by furniture. This will allow them to work more efficiently.



'**Bleed**' your radiators. Many churches are heated by a 'wet' system of radiators and pipework. If air gets trapped in the system then the radiators do not heat properly. Radiators may be 'bled' to remove the hot air trapped inside. Older radiators typically require a valve key to turn the bleeder valve, usually found at the top at one end of the radiator, but often a screwdriver will work.



Clean your radiators. Convector radiators and heaters operate by blowing or pulling air over a heated surface. Ensure they are working efficiently by cleaning the grill and filters of fluff and dust. This makes a real difference!

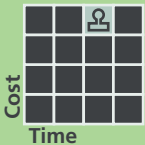


Get your **boiler professionally serviced** every year for maximum efficiency. Any smoke, unusual noise or change in the flame colour, size and shape may indicate inefficient combustion – that's a waste of energy and money.

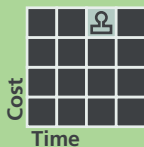
Draughts and insulation



Draught proof doorways and windows. Most materials are available in your local DIY shop but do check the quality of the materials and that they conform to standard BS 7386 (this British Standard is the recognised specifications for draught strips for the draught control of existing doors and windows). There are lots of options : brushes, foam, sealants, strips, shaped rubbers and plastics. If in doubt seek advice and remember to leave adequate ventilation in kitchens and bathrooms.



Replace cracked or broken windows. This will stop heat getting out in cold weather.



Insulate your roof. Up to a third of your heat can be lost through your roof so loft insulation, where possible, is vital. Likewise, an alarming amount of heat escapes through the walls of a building, so cavity wall insulation may be a possibility if there is a gap between your external walls. This type of insulation is quick, clean and relatively inexpensive (and there are grants) and is installed by an accredited builder. Contact your diocese and an organisation like the Energy Saving Trust to find a recommended fitter (see Resources section for details).



Insulate hot water tanks and piping: this will reduce heat loss and save you money. Look at your water tank and for exposed heating pipes, and make certain that these are insulated.

Grounds



Get a team together and **clean up the area around your church** – it will start to look greener already!




IMPROVE

Whole building




To save time and money, **hold meetings in the smallest practical space** and consider having multiple meetings on the same day so that a room does not have to be heated more than necessary.



Install your own renewable energy technology: put the church roof to good use and install solar panels. Alternatively, find out whether you can get a ground source heat pump system. Other renewable sources in the UK include solar water heating, small scale wind turbines, small scale hydro systems and biomass heating systems. It's not as complicated as it sounds and your diocese and the Energy Saving Trust are good starting points for advice and possible grants. The government feed-in-tariffs scheme will pay you for generating renewable energy (see Resources section for details). After the initial investment, there is the possibility of making money back on the energy that is produced.

Heating




Are there areas in your buildings which are too warm? If so, remind people to **turn down the heating** (a reduction of 1°C can cut energy bills by up to 8%, according to The Carbon Trust).



If it's too hot in a room, **turn down the heating** rather than opening a door or using a fan. Put up signs so people know how to operate the heating.




Another way to control room temperature is to **fit thermostatic radiator valves (TRV)**. TRVs are fitted on the pipework at the top or bottom of a radiator and allows greater control of the temperature of each radiator.

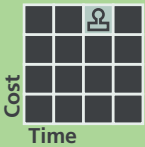


Get a more efficient boiler. If your boiler is more than 10-15 years old, then it is probably not energy efficient. Make a large reduction in your heating bills and upgrade your boiler to a fuel efficient one, when it is due for replacement. High efficiency condenser boilers convert more than 88% of their fuel into heat, compared to 78% for conventional types (source: EST). The government renewable heat tariffs are paid if you replace your boiler with a biomass boiler or one using other eco-fuels (see Resources for further details). These would make money on your investment for the life of the boiler. After the initial investment, money can be earned.

Draughts and insulation



Put up notices to remind people to **draw curtains and blinds at night** to stop heat from escaping through the windows.



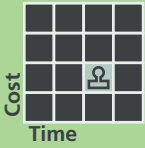
Install double-glazed windows when the windows need to be replaced and reduce your heat loss by up to half. Secondary glazing will also reduce heat loss and usually costs less than double glazing. But remember to investigate any restrictions on the building.

The office




There are lots of savings to be had in the office. A photocopier left on overnight can use enough energy to produce 1500 copies, **so switch it off when not in use.** Likewise, shut down computers when they are not being used; prolonging their lifetime as well. Leaving things on standby wastes a lot of energy.

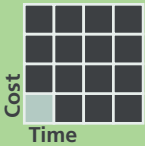
Grounds



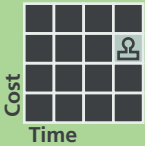
Encourage more wildlife into your grounds by putting up bird feeders, bird boxes and bat boxes. You could also leave an area to grow wild and provide a home for local insects and plants. You may need approval from DAC for bird and bat boxes.



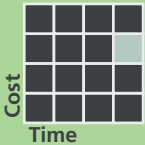
If you have room, **plant a tree!** This is not only a very public sign of your church's commitment to the environment and an excellent project to get the children involved in, it will also provide a habitat for many species of bird and insect and will soak up carbon dioxide in the air as it grows.



Use fewer chemical weed killers and pesticides which are both highly toxic and expensive. Search the Internet for green alternatives and use natural methods.



If you have a quiet spot, why not **develop a quiet place** for contemplation and prayer surrounded by God's creation.



Get growing! Community growing projects are a great way of bringing inspiration and connection to the environment – and help nurture community action. See projects like EarthAbbey's Grow Zones in the Resources section. Could you use part of the church grounds to start such a project?



Lighting

Lighting a church building can be a complicated business. As well as architectural lighting, you may have to consider security lighting, stage lighting, and lighting so that everyone can see the hymn sheet or even the overhead projector screen. We can't do without lighting, but you can reduce your bills and save energy easily just by following some very simple tips.

A 100W lightbulb left on for just 30 minutes creates enough carbon dioxide to fill a party balloon



GETTING TO KNOW

Go around your buildings, both inside and out, and note the position and condition of all the light fittings. If you habitually leave lights on during the day, consider whether it is really necessary – can they be switched off? Could any areas of your buildings benefit from rearrangement to make best use of the natural light available through windows?



Whole building



Turn out the lights: it's very rarely cost efficient to leave lights on, even fluorescent tubes. Put up notices reminding people to turn out lights when they leave a room.



Clean the windows: make sure windows and any skylights are regularly cleaned so that you are using as much natural light as possible.

Light fittings



Clean lights and their fittings to get maximum efficiency – it's worth it.



Replace blackened, flickering or dim fluorescent lighting tubes with tri-phosphor coated ones which not only give more natural, brighter light but can save up to 30% on bills.



Turn down unnecessary lights. Think about how the church is lit and then reduce as much as is practical any constant lighting in the church during services and when the church is open.



IMPROVE

Light fittings



Replace **old-fashioned filament bulbs** with nice new energy saving ones, also called Compact Fluorescent Lights (CFLs). These can last up to twelve times longer, and they can reduce your lighting costs by up to three quarters - that's a saving of £100 over the lifetime of a 100W bulb! They fit into standard light fittings and are sold by wattage in the same way as filament bulbs. They use a lot less energy so select a lower wattage CFL when replacing the old bulbs. CFLs are widely available in hardware shops and supermarkets, and the newest ones look the same as ordinary bulbs.



If replacing or installing **new fluorescent tube lighting**, opt for the smallest diameter on lighting tubes as they use less energy – e.g. if the tubes are 38mm (1.5"), replace them with the slimmer 26mm (1") ones.



Replace **tungsten halogen display** and security lights with high pressure sodium or metal halide lamps to reduce energy use.



Consider installing **movement sensors or timer switches** in entrances and toilets to reduce lights being left on unnecessarily. Look into fitting dimmer switches where possible to control light intensities.



Water

It is a truth universally acknowledged that if you are organising an outdoor church event, it will rain. Despite this, water is our most precious resource, indeed life without it would simply not be possible. For humans, it is not only a necessary commodity but a source of relaxation, beauty and refreshment. Written in a dry environment where water was often scarce, the Old Testament is full of the imagery of the abundance and love of God as being associated with water and its life giving power is nowhere more apparent in the Christian church than during baptism. Our work to conserve water is good and necessary, because it will provide for future generations and especially when many areas face water shortages.

The link between water and carbon is one many of us don't appreciate. Often we overlook the energy used in treating and delivering water to our taps, not to mention the energy used to heat that water once in our buildings.

“In church if wet” Typical church announcement

For example the energy needed to treat and pump mains water to our homes, and to collect and treat waste water from the sewage network, is responsible for nearly 1% of the UK's annual greenhouse gas emissions. Heating water in our homes is responsible for a further 5%. So the less water we use the better for our carbon footprints and pockets!

On top of this, we all generally use more water than we should. With rising populations the strain on our national resources is set to increase. So how can a church save water?

If every UK home reduced their hot water use by just 5%, the CO2 saving would be equivalent to taking nearly 600,000 cars off the roads (EST).



GETTING TO KNOW

Check for leaks in your church using the water meter: Turn off all the taps and the outside stop valve, where the water enters the building. Take two readings a couple of minutes apart – if there is any movement in the reading, you may have a leak!



FIX

Sinks



Get some washing up bowls for any sinks used for washing up. Make sure all sinks have plugs to reduce any unnecessary running of taps. Put up notices at sinks reminding people not to leave the tap running.



Only boil what you need. Put up a sign by the kettle reminding people to only boil the required volume of water. This saves water and electricity.




Check all the taps and **fix any dripping ones** that you've been meaning to fix for ages.



IMPROVE

In the toilets



Get a hippo. You can buy a wide range of devices which fit inside your cistern and reduce water usage. For example Thames Water make the Save-A-Flush (bag full of harmless crystals) which can save about 1 litre per flush or a Hippo (for cisterns with a volume greater than 9 litres) to save up to 5000 litres per person per year. Contact your water provider to find out what is available in your area.



If replacing taps, **install spray taps** or timed turn off taps.

Outside



Collect rainwater to water those floral displays. This does not require any special equipment, just a bucket outside would do! Even better, install a water butt. You may need approval from DAC for water butt installation.



Rubbish and how to buy good things

What we buy and what we end up throwing out must be tackled as one problem. Waste is a growing problem in the UK where the number of available landfill sites is reducing. This means that the cost of waste disposal for the country is set to rise - we also have a habit of exporting our waste to less wealthy countries.

In general, waste production is not a huge problem in church communities. However, we probably buy and use stuff we don't really need, producing unnecessary waste. Reuse things where possible. And then, at the end of the day, recycle what you can. Recycling conserves resources, saves energy, protects the environment and reduces landfill.

It may cost a little extra to buy recycled and ecologically safe products, but it's a good way to show that we place the care of the planet ahead of the finances. And in the long run, as the demand for ethical products grows, their cost will reduce.

The UK produces 434 m tonnes of waste each year - enough waste to fill the Albert Hall every two hours
Environmental Services Association



GETTING TO KNOW

Find out how your church disposes of its waste and where it recycles. Get to know what your church purchases regularly.



IMPROVE

Recycling and waste



If your church already recycles – Great! **Ensure that the recycling points are clearly marked** with a list of everything that is recyclable, so you don't have to be an expert to do it.



If your church does not yet recycle, **contact your local council**. Many offer free collections of paper, glass and tins.



Assign responsibility for going to the recycling point or putting out the waste for collection.



Composting flower and garden waste is an excellent way to help protect the environment, save money and improve church grounds. For more information, see local council or groups such as the Community Composting Network (see the Resource section).



Recycle toner cartridges, this can be done through charities or you can get your old cartridges refilled.

Buying



Look at the ethical alternatives for what you buy. For example, there are many recycled products available, such as paper and toilet roll. Also consider buying more durable items – they may be more expensive but they last longer. Adopt a policy to buy fair trade products such as tea and coffee, or try to find organic and local food sources. Buy ecologically sound cleaning products and look into using concentrated products which will go further. It is also possible to buy refillable cleaning products – one supplier is Suma (see Resources section).



Utilities and banking



Get on to green electricity. It might even be cheaper than your current supplier. Contact your diocese to see if they have a diocesan green utilities scheme. Join a scheme with your current provider, or transfer to a green electricity company. Good Energy and Ecotricity are both leading renewable suppliers (see Resources section). Additionally, many companies give excellent energy efficiency advice and run systems where you can 'offset' your carbon emissions.



A **community energy scheme (CES)** provides heat and or electricity from one central source to multiple buildings. There are several different types of sources available and benefits include low cost heating and power and improved efficiency. Find out if there's a local scheme that you could join - or start your own one!



Investigate ethical banking which will ensure that your money is not being invested in companies that destroy the environment or support conflict. Look up banks with ethical policies.



Other Ideas

Here are some more suggestions that just didn't fit in the other section. However, this list is in no way exhaustive!

- Elect or ask for a volunteer who would be the “**Environmental Champion**” for your church. They would be responsible for overseeing the suggestions in this booklet and monitoring how effective they have been. If your church is large, this job could be handled by an Environmental Committee.
- **Install bike racks.** You may find everyone gets a little fitter!
- Encourage the congregation to **car share** on their way to church.
- **Advertise the public transport routes** to your church in a prominent place.
- **Run a series of talks on the environment**, with speakers and/or ask members of the congregation to share how their faith and the environment relate. Perhaps a speaker could speak about an environmental project they are involved with.
- **Run a course or day to explore the environment.** There are lots of resources available via the Earthing Faith website, www.earthingfaith.org/resources
- Hold a special service to **pray for the environment.**
- Invite a group from your local school to do an **environmental project** with you.
- Make it a church policy to only use **washable crockery and cutlery.**
- Establish and maintain an **environmental notice board.**



Communication

Let people know
what you're

doing. Get them involved. Here are four good reasons why you should talk to people about what you're planning to do, and tell as many people as possible about what the church is achieving:

- People (including people who don't belong to the church) will probably think more highly of the church because it is doing something about an issue that's important to them.
- People will want to help you. Lead by example and you might be surprised. Provide easy and simple ways for people to support what you are doing. Ensure you share ownership of the plans with others and invite and encourage new contributions.
- When they do things at church, people may start to take a different attitude to their home life too. Encourage this!
- It's the best way to make it part of the life of the church and community.

But the main reason is because you don't want to do all of this on your own, and hide your lamp under a bushel. What you've done, even if it's just changing the lightbulbs or buying recycled loo rolls, is important and people should know about it. You may like to start a blog – see an example at www.greeningstjohns.blogspot.com.

Who you should talk to

Everyone. *But, more specifically:*

The congregation as a whole

Could there be environmental messages included in the children's activities? Ask the children to think of ways they might like to help. Eco-congregation (see the Resources section) has some great ideas on children's activities.

Get the youth group involved in some of the more complicated tasks – they may appreciate being asked to help out. If you have an environmental committee, could they be involved?

Volunteers and other hard working people

- People who make the tea and coffee. Talk to them about kettles and boiling water; fairtrade tea and coffee; and ask them for their ideas.
- Whoever writes the church newsletter. Put a series of articles in about what you're doing. Encourage different people to contribute their own ideas and stories.



- Churchwardens, vergers, helpers, elders, stewards and other key people. They often know more about the building than anyone else.
- The flower arranging people – have they considered sourcing local and native flowers?
- The cleaner (if you have one). Talk to the cleaner about lighting and eco-cleaning products.
- The person who does all the odd jobs. Talk to them about lights, taps and draughts.
- The people who lead services. Ask them to bring up the environment in sermons or at church meetings.
- The people who say “hello” at the door before the service.
- The Church council or any other organising committees you may have.

The local community

The children from the local school, and their teacher, when they come in to visit. Evening classes and groups

The churches of other denominations round the corner. Are they doing anything similar that you can look at? Have they had similar problems or triumphs?

Someone you know from the local mosque/temple/synagogue (if there is one). What are they doing about this?

Any local businesses you know and get on well with. How can they help?

Your family, your friends, your colleagues and everyone you care about....

Other important people

The local paper. The local council – try the environment department for advice, encouragement and information.

What to tell them, and how

The main thing is to keep it simple. You don't have to tell everyone at once, but make sure word gets around.

Here are a few ways to spread the word about what you're doing:

- Drop it casually into the conversation with someone
- Put a notice in the church newsletter or on the website (if you have one)
- Announce (for example) your switch to “green electricity” during the notices in church
- Send out a press release to the local paper and follow it up with a quick call.
- Phone up the local radio station and set up an interview.
- Tell the most talkative person you know.
- Put a poster up outside the church or somewhere where people gather before and after services.
- Hold a party to celebrate an achievement, and invite as many people as possible.
- Help the Sunday School or youth workers to find activities that link into this, and tell them why it's happening.
- Hold a service with appropriate readings and prayers
- Use prayers and sermon material about the environment during a normal service (see the Resources chapter for ideas)

And don't forget to tell your diocese what you are doing so they can share it with other churches wanting to do something similar. You'll find the diocesan contact details in the Resources section.

Resources

(Nearly) all the information you'll ever

need. We hope this book will just be the start of a much longer journey. But don't worry – there are people out there just itching to give you more help and advice. Here's a selection of some of the best ones. Please note that the inclusion of resources in this section does not amount to an endorsement.

National Church Of England

Shrinking the Footprint is the Church of England's national environmental campaign. Churches are committing to reducing their use of natural resources and cutting carbon dioxide emissions to 80% of current levels by 2050. Has yours joined in yet?

www.shrinkingthefootprint.cofe.anglican.org

Climate Justice Fund is the Church of England's national environmental fund working in partnership with Tearfund. The Climate Justice Fund gives you and your church the opportunity to compensate for the size of your carbon footprint. The website also provides campaigning actions, and resources to help you pray and talk about this issue with others.

www.climatejusticefund.org

Local Church Of England

Diocese of Bristol, First Floor, Hillside House, 1500 Parkway North, Stoke Gifford, Bristol BS34 8YU. Tel: 0117 906 0100 Fax: 0117 925 0460

Environment – you can contact the Environment Officer at admin@ccsr.org.uk or on 0117 955 7430.

The environment section of the Diocese of Bristol's website includes lots of resources and environmental news:

www.bristol.anglican.org/admin/environment

Diocesan Advisory Committee (DAC) - you can contact the DAC office on 01749 674747 or janet.saxon@harris-harris.co.uk (Monday to Thursday mornings).

Further information on church building and the role of the DAC can be found at <http://www.bristol.anglican.org/admin/buildings>

ISR – Churches for Work and Social Justice work closely with the Diocese of Bristol on environmental issues and their website contains further information about resources, events, campaigns and ideas for promoting environmental good practice within churches.
www.ccisr.org.uk

Local Resources

Local council – To find the website of your local borough council on environmental matters in your area use Directgov (www.direct.gov.uk).

Local organisations

Sustainable Bristol aims to make Bristol the most sustainable city region in the UK and one of the top green cities in the world. Working with partner organisations and local networks the Sustainable Bristol programme encompasses a variety of projects to tackle key sustainability challenges such as making homes energy efficient and helping organisations cut their carbon emissions.

www.sustainablebristol.com

Swindon Climate Action Network (SCAN) focuses on raising awareness in Swindon and surrounding areas about the problems of climate change and promotes practical responses. In particular SCAN seeks to promote low carbon transport alternative, local food production and consumption and works closely with Transition Swindon.

www.swindonclimate.org.uk

Energy Saving Benchmarking: The Diocese of Bristol is encouraging every local church to conduct an “Energy Saving Benchmarking” survey. Instead of simply measuring the energy usage of each church the survey grades the church according to its energy efficiency, taking into account annual footfall, total floor space and how each part of the building is used. For information and advice on how to conduct a survey please contact the environment officer at admin@ccisr.org.uk or on 0117 955 7430.

National Resources

Energy efficiency and buildings resources

The Carbon Trust advises organisations on how to save money by reducing energy use, and offers free energy surveys. www.carbontrust.co.uk

The Centre for Sustainable Energy engages with both individuals and communities seeking to source environmentally sound energy. They give advice on alternative sources of energy and community energy projects, as well as energy savings advice. www.cse.org.uk

Consumer Focus is an independent watchdog whose remit includes ensuring consumers get a fair deal on their gas and electricity. This includes impartial advice on the best electricity and gas providers for you and advice on how to change suppliers.

For more information see www.consumerfocus.org.uk

The Energy Saving Trust (EST) has a wealth of advice on renewable energy grants, local advice, energy efficient products, lighting, loft and cavity wall insulation and building improvements. www.est.org.uk or call 0800 512 012. They run the Green Communities programme that aims to support, facilitate and promote community based energy projects see www.energysavingtrust.org.uk/greencommunities

The Low Carbon Building Programme run by the EST gives advice and grants towards installing a wide variety of sustainable energy sources. For more information www.lowcarbonbuildings.org.uk

The National Energy Foundation is an independent educational charity which disseminates information on the efficient and safe use of energy. There are good sections on renewable energy, energy efficiency and low energy lighting. www.nef.org.uk or call 01908 665555

Green and renewable energy

Green Electricity Marketplace gives extensive information on green electricity and can help you to source suppliers in your local area. www.greenelectricity.org

The government Green Energy Supply Certification Scheme is an independent scheme that verifies the claims made by energy suppliers against their Green Energy tariffs. Similar to a kite mark, the scheme awards a Green label to renewable energy products that will deliver a real, measurable environmental difference. Good resource if you are looking to switch to a renewable electricity energy supplier. www.greenenergyscheme.org

Good Energy is a UK energy company dedicated to 100% renewable electricity. All their electricity comes from renewable sources like wind, water and sunlight. www.goodenergy.co.uk

Ecotricity is a UK electricity company dedicated to changing the way electricity is made. They invest in clean forms of power like wind energy. www.ecotricity.co.uk

Feed-In-Tariffs are the government scheme to pay households/businesses/community buildings for generating green electricity through, for example, solar PV panels. Visit the website of the Department of Energy and Climate Change for further details (www.decc.gov.uk). Your diocese

may also be able to offer you advice about the scheme - also the following websites may be useful: www.est.org.uk/fits;
www.generateyourown.co.uk; www.fitariffs.co.uk;
www.ecotricity.co.uk/for-your-home/microtricity

Renewable Heat Incentive is similar to the Feed-In-Tariffs and pays households/businesses/community buildings for producing heat using renewable means. Visit the website of the Department of Energy and Climate Change for further details (www.decc.gov.uk). Your diocese may also be able to offer you advice about the scheme - also the following websites above for Feed-In-Tariffs may also be useful, as well as www.rhinentive.co.uk

Water

For local information about what is available in your area, contact your local **water authority**, for example www.thameswater.co.uk/savewater

Waterwise is a UK body working to reduce waste water in the UK and to build water efficiency projects. They supply water saving tips and efficiency devices www.waterwise.org.uk

Recycling and Waste

RecycleNow.com gives advice on what items you can recycle in your local area and also on composting and childrens activities.

www.recyclenow.com

Recycle-More.co.uk gives advice on all aspects of recycling. It covers nearly every material that it is possible to recycle and will advise on local service providers. www.recycle-more.co.uk

The Community Composting Network runs a diverse range of projects that help communities to reduce the amount of waste going to landfill and encourages both home and community composts.

www.communitycompost.org

Ethical purchasing advice

GetEthical.com provides advice on the best ethical, Fair Trade and environmentally friendly products and services. www.getethical.com

Big Barn is a UK food website which will help you to locate good, safe and accountable local sources. www.bigbarn.co.uk

Green Choices provides detailed information on sustainable living covering many subjects including food, DIY and energy. www.greenchoices.org

Ethical Superstore is an online shop selling an enormous array of ethical goods. www.ethicalsuperstore.com

Traidcraft is the UK's leading fairtrade organisation. Visit the website to find information on development programmes, products and educational resources. www.traidcraft.co.uk

Suma is the UK's largest independent wholefood wholesaler/distributor, specialising in vegetarian, fairly traded, organic, ethical and natural products. www.suma.coop

Landshare is a website which offers or finds land for growing vegetables. www.landshare.net

National Organisations

The Alliance of Religions and Conservation (ARC) is a secular organization that works with eleven of the world's faiths to encourage people through development projects to follow more sustainable lifestyles.

www.arcworld.org/

A Rocha is a Christian nature conservation organisation. It runs a number of projects focusing on scientific development, practical conservation and environmental education. They also produce annual resource and worship packs focusing on environmental issues and awareness for churches.

www.arocha.org.uk

Christian Aid works globally to eradicate the causes of poverty, striving to achieve dignity and quality of life to all. They have excellent resources and information on climate change. www.christian-aid.org.uk

The Christian Ecology Link is a multi-denominational UK Christian organisation for people concerned about the Environment. It works to bring a Christian perspective on environmental matters and publishes many resources. www.christian-ecology.org.uk

Church Care is the Church of England's advice source for all aspects of church maintenance including heating and lighting. It also gives specific advice on the role of DAC advisors. www.churchcare.co.uk

The Climate Change Day of Prayer is an initiative of the Environmental Issues Network of Churches Together in Britain and Ireland and is supported by a number of British church leaders. www.ctbi.org.uk/409

The Conservation Foundation promotes positive environmental news, action and awareness through helping different organisations to collaborate on environmental causes. www.conservationfoundation.co.uk

Creation Challenge is the Methodist/URC Environmental Network website that contains many resources including the environmental policy

statements for the Methodist Church and the URC and green news.
www.methodist.org.uk/static/econetwork

EarthAbbey is a movement of people based in the Christian tradition helping one another to live more in tune with the earth.
www.earthabbey.com

EarthAbbey's community growing project, **Grow Zones**, brings help and inspiration to your garden. Find a local group near you or set one up at www.growzones.com

Eco-Congregation is an ecumenical initiative offering prayers, resources, advice and much more. Churches can apply for the Eco-Congregation Award, which is designed to affirm good practice in environmental stewardship and help churches witness to the importance of caring for God's creation. www.ecocongregation.org

Forest Church is a new model for groups that want to explore meeting outside in nature. Central to their aims is the desire to care for the earth by participating with creation. www.forestchurch.co.uk

The Environmental Issues Network (EIN) operates under the umbrella of Churches Together in Britain and Ireland. It aims to raise levels of awareness on issues relating to the environment and sustainability. It also helps member churches and other organisations explore together their theological understanding of creation and its ethical implications for environmental policy and action. www.ctbi.org.uk/204

European Christian Environmental Network (ECEN) brings together churches and Christian environmental groups from across Europe.
www.ecen.org/

The Fairtrade Foundation licenses the use of the Fairtrade mark on products. Its website provides detailed information on campaigns, products and resources. www.fairtrade.org.uk

Friends of the Earth is an environmental campaign group with excellent resources and information on many topics including biodiversity
www.foe.co.uk

John Ray Initiative (JRI) is an educational charity with a vision to bring together scientific and Christian understandings of the environment in a way that can be widely communicated and lead to effective action.
www.jri.org.uk

Operation Noah is a climate change campaign founded by Christian Ecology Link (CEL) and the Environmental Issues Network of Churches Together in Britain and Ireland. www.operationnoah.org/

Stop Climate Chaos is a climate change coalition of more than 100 organisations and their 11 million supporters, working together for positive action around climate change. www.stopclimatechaos.org

Tearfund is a Christian relief and development agency building a global network of churches to help eradicate poverty, with a major focus on climate change. www.tearfund.org/

Further Reading

How many lightbulbs does it take to change a Christian?

Church House Publishing, March 2007.

Sharing Gods Planet: A Christian vision for a sustainable future






Church House Publishing, 2005.

The Rough Guide to Saving Energy

is available from www.roughguides.com/savingenergy/ and is free to download. It has more details on most of the activities recommended in this book.

Notes

Quick key


| | |
|---|---|
| <p>Church Building and Grounds Page 13</p> |  |
| <p>Lighting Page 21</p> |  |
| <p>Water Page 24</p> |  |
| <p>Rubbish and how your community can reduce waste Page 27</p> |  |
| <p>Other ideas Page 31</p> |  |

| | | | |
|------------|---|---|---|
| £100 + |  |  |  |
| £20 - £100 |  |  |  |
| under £20 |  |  |  |
| free |  |  |  |

quick action
regular action
up to 2 months
more than 2 months

Do it yourself 

Employ a professional 

Seek advice from Diocesan Advisory Committee (DAC) 



From the foreword by the Bishop of Bristol

"...The increasing impact of global warming and resource constraint means that our generation must also consider how our buildings impact upon the wider environment, through the resources we consume and the waste we produce. We have a Christian responsibility not only for the physical integrity of our buildings but also the environmental integrity of the world around us."

For Creed and Creation - A simple guide to greening your church is a great little book of practical suggestions for making your church more energy efficient. From the way the building is run, to how rubbish is recycled and the light switches used. It will help to reduce your bills and put you on the right track to tackling your churches carbon footprint.

PDF copies of this booklet are available at:
www.bristol.anglican.org/admin/environment

