



Diocese of Bristol

## Families growing faith at home

**Church@Home** is a fantastic all-age resource that has been created to encourage and help families enjoy a time of worship, explore the Bible, pray together and grow in their faith in the comfort of their own homes.

**Church@Home** provides a fun, engaging and easy-to-follow session every Sunday using a Bible reading selected from the Church of England Lectionary. Each session lasts approximately twenty minutes and provides age-related material for toddlers to teenagers to accommodate everyone in the family. Thought-provoking questions, fun activities and crafts bring the Bible story to life as well as creative prayer ideas to help families focus, learn and grow in their faith together. Additional teaching and craft suggestions are also provided for families with very young children.

**Church@Home** can also be used as a fun way to help families connect with other families on Sunday mornings too during this time of distancing. Invite everyone to begin **Church@Home** at the same time and perhaps set up a WhatsApp group where families can share what they have done, or discuss the topic further together.

If your family or families in your church are using **Church@Home** please let us know. We would like to keep in contact, find out how you are doing as well as hear how **Church@Home** is helping families grow in their faith, so that we can share and inspire others during this time of distancing.

[daniel.jones@bristoldiocese.org](mailto:daniel.jones@bristoldiocese.org)

Thank you 



Sunday 28th March 2021  
Palm Sunday - 6th Sunday of Lent

## The ultimate example

### Philippians 2:5-11

#### Time to focus...

Find a place where the family can all sit comfortably - around the table, on the lounge floor etc. As you gather, if possible, light a candle to mark the beginning of your worship time. Quietly stare at the candle, watching the flames flicker and glow.

#### Set the scene...

Mirrors are very practical and they can be fun too - have you been to a funfair and laughed at yourself in the 'house of mirrors'? How many mirrors do you have around your home? Make a list of all the different ways you use mirrors...

#### Watch the story...

As today is Palm Sunday it is Saddleback Kids sharing [the triumphal entry!](#)

#### Explore the story...

Mirrors have been around for hundreds of years and they pretty much have one purpose: to reflect. They can reflect light, colours, and images. The best mirrors are flat and they have the perfect reflecting surface - they can show things the way they really are.

In his letter to the Philippian church Paul encourages his readers to look at the example of Jesus and then try to mirror Him. Paul writes that we need to be imitators of Christ so that we can be like Jesus to others: "Therefore, be imitators of God as dearly loved children and live in love, just as Christ also loved us and gave himself for us, a sacrificial offering to God" (Ephesians 5:1-2).

Be imitators of God. Imitators – that means mirroring Jesus' words, thoughts, and actions exactly! But how can we do that since we weren't alive when Jesus lived on earth? The Bible is full of stories of Jesus's life telling how he lived, thought, and acted like when Jesus was on earth. The Bible also tells us about God's thoughts, attitudes, actions, and words since the beginning of time. God asks that we imitate Jesus, but He didn't leave us without an example. Thankfully He gave us the Bible so that we can know exactly how to think, talk, and act.

God wants us to do the same thing. Except he doesn't want us to reflect ourselves, he wants us to reflect the image of Jesus Christ. Because Jesus Christ was the only perfect being, who came down to live on this earth. We're not all perfect and we accept God's grace because of that - a great reminder as we start to celebrate Easter!

By reflecting Jesus with our actions and what we say, people will see what it's like to be a Christian, and hopefully they will want to become Christians too. So next time you look at yourself in a mirror, think about how you can reflect Jesus's face today.

#### End in prayer...

Dear Jesus, our Servant King, help us to follow your example. Help us to choose to love, serve and be kind to others. Amen.



Sunday 28th March 2021  
Palm Sunday - 6th Sunday of Lent

## The ultimate example

Creative ideas / toddlers to teenagers

0-5s...

**Messy crafts:** Palm Sunday is a feast that celebrates Jesus' triumphant entry into Jerusalem; there were palm leaves and coats on the ground which certainly sounds very Messy! Messy Church have kindly collated a collection of fun crafts on their [website](#) - go and check them all out including how to make edible donkey pool!




5-11s...

**Worship:** Dance and sing along to "[Hosanna Rock!](#)" or listen along to this [version](#) from Spring Harvest Kids.

**Palm Sunday activities:** As today is Palm Sunday make a palm cross following the step-by-step guidelines and great pictures, [here](#) - simply use paper that you have around the house and cut it into thin strips. Also check out the link above to a variety of crafts on the Messy Church [website](#).

**More Palm Sunday activities:** How well do you know the Easter story? Check out the activity sheet on the next page - can you put the events of Holy week into the correct order. Also, click on this [link](#) for a funky colouring-in sheet from Bath and Wells Diocese. The Chat Matt encourages all of your family to discuss and explore the significance of Palm Sunday together.

11-18s...

-  1) When have you looked out for others?
- 2) What does Paul tell us about who Jesus is?
- 3) Why does God want us to put others before ourselves?
-  Ask God to help you put others before yourself.
-  Do something for another person, expecting nothing in return.

*"And consider the example that Jesus, the Anointed One, has set before us. Let his mindset become your motivation." - Philippians 2:5*



**The road to Easter...**

**What happened during Holy Week?**

11. 

10. 

9. 

8. 

7. 

6. 

5. 

4. 

3. 

2. 

1. 

**START**

  
**Palm Sunday**

**Starting with Palm Sunday, put the events in the order in which they happened...**

- |                                      |                              |                                 |                            |
|--------------------------------------|------------------------------|---------------------------------|----------------------------|
| Jesus is questioned by Pilate        | There is darkness at noon    | Jesus is put on the cross       | Jesus prays in Gethsemane  |
| Judas kisses Jesus                   | Jesus cleans up the temple   | Jesus is wrapped in linen cloth | Peter denies knowing Jesus |
| Jesus and the disciples eat together | Jesus gets a crown of thorns | Jesus is arrested               |                            |

**Either cut out the squares and glue them on the road or write the event in the correct square.**