

# Ministry @Home



**These resources are to help equip & enable worship together as "family". They are intentionally intergenerational to allow space, conversation, activity & response together as the family of God. We encourage all ages to be participative & open, being responsive to God and each other.**

## Gather.....

- As you gather find a place that is comfortable and have the resources ready for the activities, prayer or response times ready.
- Choose 3 members to light the 3 candles (engage all ages)

### Opening words of praise with lighting of 3 candles -

I will light a light  
in the name of the Maker,  
who lit the world  
and gave everything life.

I will light a light  
in the name of the Son,  
who saved the world  
and stretched out his hand to me.

I will light a light  
in the name of the Spirit,  
who is present everywhere in the  
world  
and gives me strength.

### Together:

**We will light three lights  
for the trinity of love:  
God above us,  
God beside us,  
God beneath us;  
The beginning,  
The end  
and the Everlasting one.**

## Welcome.....

**Song: These are the days of Elijah**

<https://www.youtube.com/watch?v=ca9LnzJnpjQ>

**(can be sung or listened to)**

### Reflection time:

Consider receiving a special gift, how did or would that make you feel?

Think of those feelings, I wonder if the disciples felt like that when Jesus was telling them they were about to receive a gift from God? Share within your gathering.

The day of Pentecost and the receiving of the Holy Spirit from God to the disciples, was just like that... receiving a special gift. Some people call it the "birthday of the Church."

It was the gift of the Holy Spirit that makes it possible for the disciples to become apostles (people who tell other people about Jesus and believing in Jesus) the disciples started to spread the Good News throughout the world and throughout the ages.



**Bible passage:** John 20:19-23 & Acts 2:1-21

AND/OR

[https://www.youtube.com/watch?v=IqG\\_lvZhU-A](https://www.youtube.com/watch?v=IqG_lvZhU-A)



## Interactive Learning.....



5. On opening the paper you will see a series of concentric squares.

6. Overlap the diagonals of the central square and TAPE.

7. A small cylinder is formed after taping

8. Now UPTURN and.....

9. ...tape the corners of the next square.



### CD Wind Chime

You will need: old Cd's glued together in pairs with the labels inside & the shiny side facing outwards, glue, ribbon and somewhere to hang.

Cut ribbon or string into strips that vary between lengths of six inches and twelve inches.

Thread one end of each strip of ribbon or string through the holes in each two-sided mirror CD disk. Pull the thread through until half the thread is through the hole.



Attach the threaded ribbon or string to the rod by tying loose ends of each thread to the rod. Start on one end of the rod and fill it with ribbons or thread attached to CDs until they run the entire length of the rod. CDs will dangle from the rod and hit each other, making chiming sounds.

**Whilst creating chat about the following questions & Share stories.....**

- 1. Share stories of when God did something unexpected in your life – perhaps gave you a surprise gift, an ability or the courage do try or do something new?**
- 2. Is there a gift or skill you'd like to ask God for that helps you to be a disciple or an apostle?**

### Head outside and blow bubbles.

As you watch the bubbles ride the wind, shout out things the Holy Spirit is doing in the lives of your family. ○ ○ ○ ○



### Dove + Flame Prayers

Use the dove/flame template as you talk about Pentecost and the Holy Spirit. Give out the pre cut doves/flames either on white paper, or on yellow/red/orange stock. Show how, by turning the dove on it's side, it is also a flame.

Talk about how the Holy Spirit gives us power, wisdom, and peace. Ask each person to hold their flame and to think about the things the Holy Spirit helps them do. Do they need power and wisdom (flame) or peace (dove) today? Ask the to draw or write God a prayer on their dove/flame, or just write their name. As people finish, invite them to come and put their dove/flame at the front (perhaps bluetacked to a wall) as a corporate act of prayer and worship.

For a larger copy

[https://www.strandz.org.nz/uploads/4/6/5/9/46590535/dove\\_flame.pdf](https://www.strandz.org.nz/uploads/4/6/5/9/46590535/dove_flame.pdf)

## Reflection & Prayer Time.....

**Song: Draw me Close to you**

[https://www.youtube.com/watch?v=7d\\_oYr-P16M](https://www.youtube.com/watch?v=7d_oYr-P16M)

(can be sung/read aloud or listened to)

**Listen to the following song and pray this a prayer**

**Song: Breath on Me**

[https://www.youtube.com/watch?v=6ph-t8P2r\\_I](https://www.youtube.com/watch?v=6ph-t8P2r_I)

Encourage members to read silently or aloud their prayers. Other prayers can be said at this time, concluding with the Lord's Prayer

### The Lord's Prayer

**Our Father in heaven,  
hallowed be your name,  
your kingdom come,  
your will be done,  
on earth as in heaven.  
Give us today our daily bread.  
Forgive us our sins  
as we forgive those who sin against us.  
Lead us not into temptation  
but deliver us from evil.  
For the kingdom, the power,  
and the glory are yours  
now and for ever.  
Amen.**



## Celebration....

**If any of your members celebrate a birthday within the next week – sing**

Happy birthday to you  
To Jesus be true  
May God's richest blessings  
Be showered on you.



### Pentecost Prayer

**Holy Spirit,  
Wrap your dove wings around us,  
Spark your bright flame with us  
Blow your refreshing wind among us,  
So that we can be your Pentecost people today  
Amen**

## Closing.....

### The Grace (with "Messy" actions)

**May the grace of our Lord Jesus Christ,  
and the love of God,  
and the fellowship of the Holy Spirit  
be with us all,  
now and evermore. Amen.**

## Closing Responses.....

**Song: Open the Eyes of my Heart**

<https://www.youtube.com/watch?v=idQ1n3cdgfo>

(can be sung/read aloud or listened to)

From where we are  
to where you need us.

**Jesus, now lead on!**

From the security of what we know  
to the adventure of what you reveal.

**Jesus, now lead on!**

To make this world  
look more like your kingdom,

**Jesus, now lead on!**

**Ask different members to blow out the candles.....until you meet again**

### Extra Ideas

- Watch this video together and share responses <https://www.youtube.com/watch?v=oNNZO9i1Gjc>
- <https://www.pinterest.nz/Strandz/pentecost/>