


Zacchaeus

- **Ask:** Have you ever climbed on anything to get a better view? What was it and what did you see?
- **Play:** I-Spy, but use a step (a child's step works well) for the child who is spying so they might spot things high up (do be careful that the children don't fall off the step!) Depending on the age of the children, they could spy the colour of the object or something beginning with the letter. You could ask for clues if the children are struggling to identify the object or have the child reveal the answer. Then choose a new Zacchaeus to spy something and so on until all the children have had a go.
- **Talk:** Today we are continuing with our Bible Characters Series. Does anyone know anything about Zacchaeus? **He was a small/short man, he was a Jewish chief tax collector, he wasn't liked very much.** What is a tax collector? **In Jesus' time the Romans ruled over Israel and they employed Jewish people (a main people group in Israel) to collect money from other Jewish people for the Romans.** Most people in Israel didn't like the Romans and certainly didn't like the tax collectors. They felt that tax collectors were traitors, working for the Romans and taking money from their own people. Do you know why tax collectors were usually rich? **The tax was a set amount and once that amount was reached the tax collector could keep the change. Tax collectors used to charge more than they needed to and kept the extra money for themselves!** Zacchaeus was disliked by his fellow Jews because he was seen to be a traitor and a cheat. Let's see what happened when he met Jesus.
- **Watch or Read:** Zacchaeus Lego video at <https://youtu.be/2iTDX7XmDzQ>, or Lottie's Zacchaeus video on YouTube at <https://www.youtube.com/channel/UCfoRgvwNoapVwiU5UCF2ZMg>, or Luke 19:1-10 at <https://www.biblegateway.com/passage/?search=Luke+19%3A1-10&version=NIV>,
- **Discuss:** When Jesus passed through Jericho, why couldn't Zacchaeus see him? **He was too short to see over the crowd.** What did Zacchaeus do so that he could see Jesus? **He ran ahead and climbed a tree so he could see Jesus over the crowd.** Why do you think he was so desperate to see Jesus? **Zacchaeus had probably heard so much about Jesus and how he had changed people's lives. He wanted to see what Jesus was like, but deep in his heart he was probably ready for a change himself. He may have been fed up of being seen as a traitor and a cheat. He possibly wanted to be loved and accepted.** What does Jesus do as he passes the tree Zacchaeus is in? **He stops and says "Come down, I want to go to your house today". Jesus knew that Zacchaeus' heart's desire was to change and be accepted and loved.** Jesus doesn't look at the outside of a person, what job they do or what others think of them - he looks at what's in our hearts and the person we can be. Jesus loves, believes and encourages Zacchaeus to be a better person. What does Zacchaeus say he's going to do? **The right thing. He's going to give half of his money to the poor and will pay back four times as much as he has cheated out of people.** Zacchaeus realised that people are worth more than money and his heart was changed because of Jesus' love, acceptance and encouragement. Jesus loves, accepts and encourages all of us to be the best we can be. He wants us to love, accept and encourage others to be the best they can be. This week can you love, accept and encourage those around you? You could say things like "I know you can do it," "Keep trying don't give up," "You're doing a great job," "It will be a great achievement when you've done it!"

- **Prayer:** Dear Jesus, Thank you that you love us, accept us and encourage us. Please help us to love accept and encourage those around us in all we do and say. Amen,
- Is there anything that the children would like to pray about?
- **Make: Zacchaeus in a rice crispie cake tree.** You will need: mini roll cake bars for the trunk, a Sour Patch Kid/Gummy Bear, 125g of rice crispies, white chocolate, ten of drops of green food colouring, a bowl, a spoon and a plate per child. Melt the white chocolate in a microwavable bowl in the microwave for 30-60 seconds and stir until all the lumps are out. Then add the ten drops of green food colouring to the chocolate and mix until the chocolate is green. Next add the rice crispies so that they are coated in the green chocolate. Allow to cool a little so the crispie cakes can be rolled into a ball then flattened on a plate. Then insert the mini roll in the bottom to create the trunk. Then place the Sour Patch Kid in the rice crispie leaves for Zacchaeus.
- **Make: Zacchaeus climbs a tree moving craft.** You will need: empty pringles/crisps tubes/kitchen roll tubes, A4 brown paper, A4 brown card, 2 sheets A4 green paper, A4 white paper, glue stick, scissors, paperclip/bluetac and a stapler per child. First glue one side of the A4 brown paper and wrap it around your tube for the tree trunk. Then taking your two sheets of green paper, fold them into four and either draw leaf shapes on to them or draw around your hand for leaf shapes. Cut out your leaves/handprints and staple them to the top of your tube to make the top of the tree. Then cut a 5cm wide strip out of the card to make a collar for the tree. Wrap the strip around the tree leaving a 3cm tab at one side and staple the ends of the strip together and cut off any excess (see below). Draw/print (see template below) and colour a picture of Zacchaeus onto your white paper, cut him out and either paper clip or blue tac him onto the tab on the tree collar. Now you can move Zacchaeus up and down the tree to act out today's story.
- **Make: Your own Periscope.** You will need: 2 litre milk/juice carton, two pocket mirrors per child, tape, craft knife/sharp scissors, A4 white paper, stickers and glue sticks. See below for instructions.
- **Make: Hand print tree:** You will need: green, brown and blue paint, A4 paper, paint brushes, painting aprons, bowl of soapy water, a towel and some colouring pencils/pens. First put your aprons on and paint one hand green and then help the children to press their hand onto the paper near the top of the page for the leaves. Wash your hands and paint a trunk for the tree from the leaves to the ground with the brown paint. Then dip or paint the children's thumbs blue and get them to press it on the edge of the green leaves. This is their Zacchaeus' body. Now they can draw a face and limbs to make their character. They could draw Jesus at the bottom of the tree saying "Zacchaeus come down immediately. I must stay at your house today!" (Luke 19:5)
- **Activity:** Print out the attached sheets and colour the picture, do the maze, crossword, word search.
- **Play:** Playmobil/Lego or anything with trees and lots of figures so that the children can reenact the story. Or you could play a catching game: Sit on the floor with the children and a soft ball. Before you throw the ball, call the person's name so that they can be ready to catch it. This game can be used to highlight that Jesus knows our names. He knows all about us before we meet him. All we do is accept the gift of new life that he gives us. In this case it is the ball that we are catching and Jesus can change our heart just like he changed Zacchaeus'. You could make this into a prayer game by asking the children is there anything that they would like Jesus to help them change in their hearts before they call the next person's name, until everyone has had a go.
- **Have a drink and biscuit during your crafting time or during the video**

Zacchaeus in a
Rice Crispie Cake tree



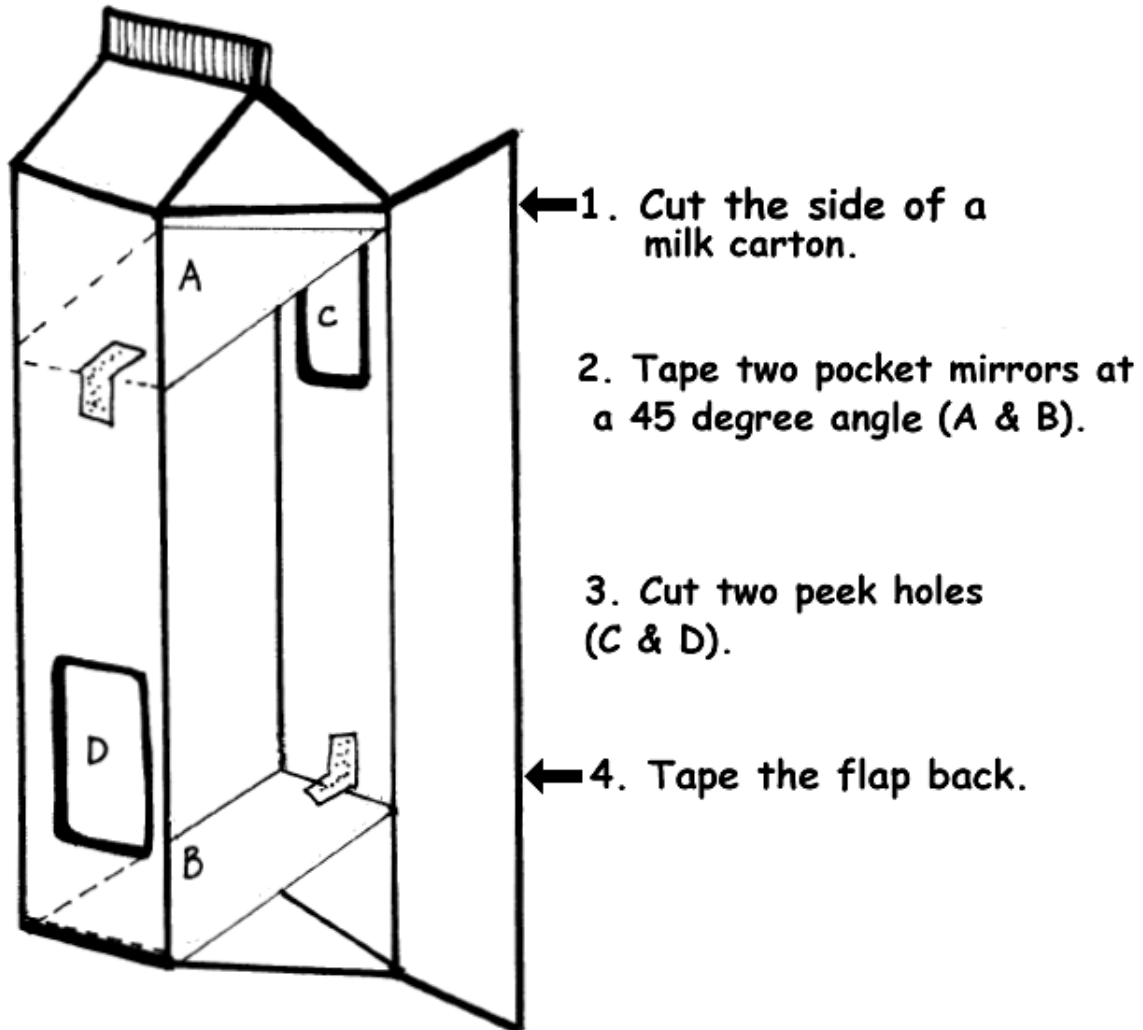
Zacchaeus Climbs a Tree moving Craft





Make Your Own Periscope Craft

MAKE YOUR OWN PERISCOPE



Make a periscope like this so that the children can see things in crowds without having to climb a tree like Zacchaeus did! A juice carton would also work for this craft. You could also ask the children to decorate two A4 pieces of paper with any pattern or picture they like, and then glue it around the carton to make the periscope look pretty. Remember to cut the viewing holes C & D into the paper as well as the carton.

Zacchaeus hand print tree




ZACCHAEUS

Zacchaeus was a short man, but he had a huge faith!

Write what Zacchaeus did in Luke 19:8



Circle the things you can climb. Color the one Zacchaeus climbed to see Jesus



Assume that Jesus and Zacchaeus both tweeted that day. What would they write?

Zacchaeus knew exactly what Jesus looked like and how He would act.

draw a quick sketch of yourself here

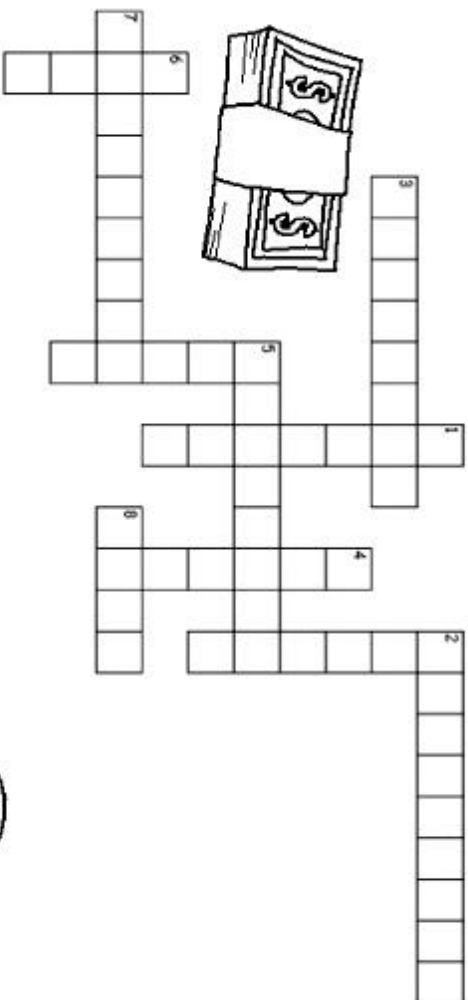
What would Jesus do or look like?

Luke 19:2-8

Jesus looked up in a sycamore tree and found someone who wanted to see him. This person was rich, but he still saw a need to come to Jesus. He was a sinner, but he repented from his sin and was willing to repay those he had cheated four times the amount he had taken from them. Connect the dots to see this person in the sycamore tree and unscramble the letters in the box to spell his name.



Zacchaeus Crossword



Word list:	
welcomed	short
salvation	four
collector	sinner
Jericho	people
sycamore	seek



- Across**
- Jesus said this had come to Zacchaeus' house that day.
 - Jesus was ___ to come to Zacchaeus' house.
 - Zacchaeus climbed this type of tree to see Jesus.
 - This was Zacchaeus' occupation: tax ___.
 - Jesus came to ___ and to save the lost.

Down

- This was the city where the story took place.
- The crowd was surprised Jesus would go to a house of this type of person.
- There were a lot of these surrounding Jesus.
- Zacchaeus wasn't tall but this.
- Zacchaeus didn't just pay people back but gave them ___ times more.

8/10/2008

ZACCHAEUS

Jesus is going to Zacchaeus' house.
What path will He take?

Start Here →

Ken Bowen, Along the Ancient Trail, Greenwood, Kansasville Press, 2001