


## The Parable of the Good Samaritan

- **Introduction:** Ask the children who helps them when they are hurt?
- **Play:** Doctors and Nurses: You can use any medical dress up items, Dr's kits, or some bandages and plasters you have available. You could bandage and take care of people on your family, or use dollies or teddies as patients. What injuries or illnesses have your patients got? What is the best medicine/treatment for the patient? When will they be better?
- **Game:** Using unused bandages/toilet rolls, can you wrap a child up to look like an Egyptian mummy in 2 minutes? If you have more than one child and one adult, you could split up in to twos or more and make it a competition. You could give a prize for the best one or give everyone a prize for participating, or just do it for fun!
- **Sing:** Our God is a Great Big God available at [https://youtu.be/uZNVaBNzs\\_Q](https://youtu.be/uZNVaBNzs_Q), or Jesus' Love is Very Wonderful at <https://youtu.be/VC4eb8Pk-3g> or Wiggle Freeze at [https://youtu.be/tM\\_wGFVBBmA](https://youtu.be/tM_wGFVBBmA) or Wiggle like a Worm at [https://youtu.be/\\_YenZbKXiYg](https://youtu.be/_YenZbKXiYg).
- **Talk:** Jesus tells us to "Love the Lord your God with all your heart and with all your strength and with all your mind, and love you neighbour as yourself." But who is my neighbour? **People who live next door to us, live in our street or in our neighbourhood, maybe someone you sit next to in class or even someone from our town.** Well, an expert in the law asked Jesus this question once, and this video clip show us what Jesus said.
- **Watch/Read:** The Good Samaritan on YouTube at [https://youtu.be/DMyGa5Z\\_wbl](https://youtu.be/DMyGa5Z_wbl), or Lottie's The Good Samaritan on You Tube at <https://www.youtube.com/channel/UCfoRgvwNoapVwiU5UCF2ZMg>, or read The Beginners Bible page 374, or Luke 10: 25-37 <https://www.biblegateway.com/passages/?search=Luke+10%3A25-37&version=NIV>,
- **Discussion:** What happened to the man in the story? **He was robbed, beaten, and left very hurt.** Who stopped to help the man? **The Samaritan.** This would have been really shocking in Jesus' time as Samaritans and Jews really disliked each other. They wouldn't speak or go near each other, so the Samaritan in this story did something that was unexpected. Which man loved his neighbour? **The Samaritan.** I think what Jesus is saying here is that anyone in need of help is our neighbour regardless of whether we like them or understand them. Who is our neighbour? **Anyone we meet who is in need/needs help.** Jesus calls us to love everyone no matter what their circumstances, no matter what they've done, no matter what they believe or what culture they are from. God wants us to care for people even people who might not like us. What do you think we could do to help others? **Put a plaster on them if they are hurt. Ask someone who is on their own to play. Help someone who is finding things hard/difficult. Put your toys away when mum asks. Help someone with less than us. Give to the Food Bank, Clothes Bank, or toys to someone in need.** What could you do this week to help someone in need?
- **Prayer:** Dear Jesus, thank you that you love us no matter what. Please help us to love everyone we meet no matter what, just like you love us. Show us ways we can help those in need. Amen

- **Make: A Good Samaritan Plaster** (see attached): You will need white card, brown or cream sugar paper, pens/pencils, glue stick, and scissors. Take a white piece of card cut into an oval shape write 'Love your Neighbour' (Luke 10:27) on it. Then cut a brown or cream piece of sugar paper the same size as the white card. Cut it in half vertically and stick to each end of the white card to create an opening plaster. Get the children to draw a heart on either side of the flap and some dots to make it look like a plaster see attached.
- **Make: Lotus Biscuit Plasters:** You will need lotus biscuits, some ready to roll white icing, strawberry jam and icing pens/liquid glucose per child. Using the icing pens or liquid glucose stick the icing rectangle to the Lotus biscuit and place a blob of jam on top as per picture below. Or a Good Samaritan gingerbread man with red icing or jam dotted around the gingerbread man for wounds. Then wrap or put the white ready rolled icing over the red icing or jam as bandages see example below.
- **Make: A Helping Hands Coupon Book:** You will need several different sheets of coloured sugar paper, pens/pencils, scissors, helping hands printable sheet and glue stick per child. Draw around the child's hand onto several different pieces of coloured sugar paper/card. The best way to do this is to put the paper in a pile, draw around the hand and then keep all the paper together as you cut them out. Then punch a hole with a hole punch at the wrist part of the hand and thread a pipe cleaner through it and twist it together to make a little book to prevent it from coming apart. Then encourage the children to draw pictures of helpful jobs they could do to help at home on each side of the hands. You could print out some pictures or cut some from magazines if this will be easier for really young children. Write 'Helpful Hands Coupon Book' on the front page of the booklet and encourage the children to give them to a parent or carer who can ask them to do the helpful hands jobs during the next week.
- **Make: An injured person** using a template of a person (available at The Works, Baker Ross and other craft shops). Allow the children to colour them in or if you've got time make some clothes out of fabric for the children to glue on to their template. Then using plasters and bandages, dress you person's wounds so they look like the injured man from the story.
- **Do:** Allow the children to colour in the colouring pages, find their way in the maze, search for the words and do the crosswords.
- **Play:** With the Doctor's kit and bandages again. Play Doctors with each other or the dollies. Encourage the children to take turns helping each other.
- **Drink and Biscuits.**
- **Tidy Up!**

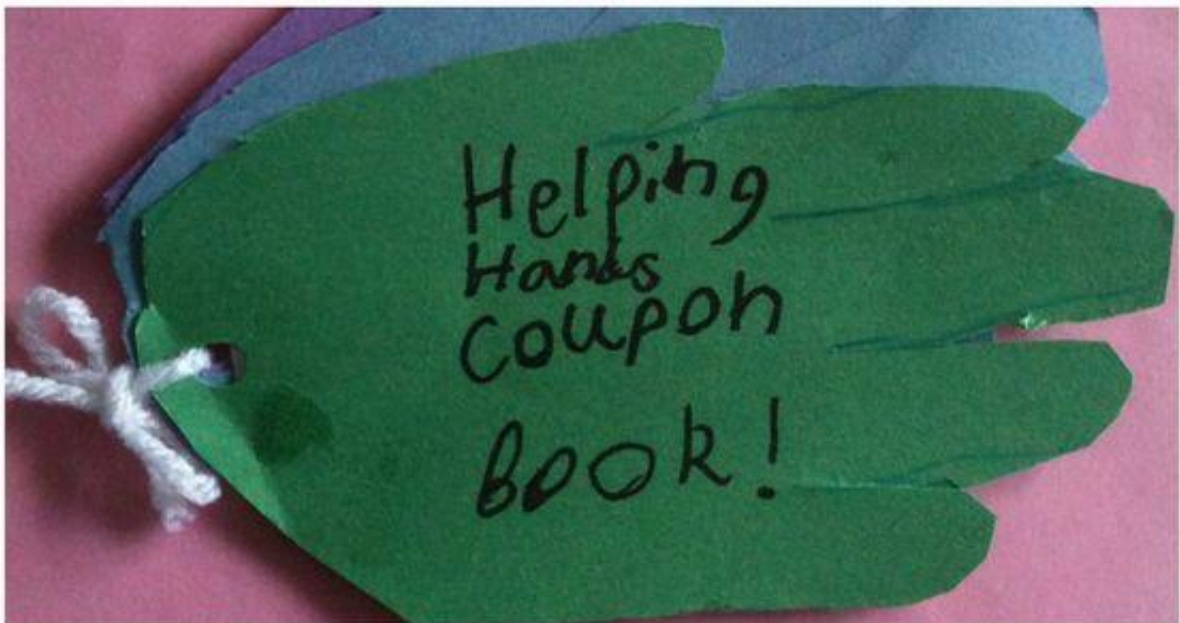
The Good Samaritan Plaster



Lotus Plasters or Good Samaritan  
Gingerbread man Biscuits



# Helping Hands Coupon Book



# Helping Hands Coupon Book Pictures



shutterstock.com • 1042136503



shutterstock.com • 447393754





shutterstock





# Good Samaritan Maze

Help the Samaritan find shelter for the hurt man.





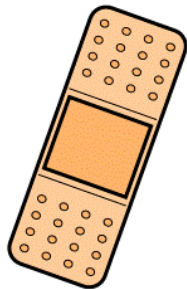
# Good Samaritan Word Search

R O B B E R S H

Y T H R E E L E

I S N Q N N I L

Y E N O M N B P

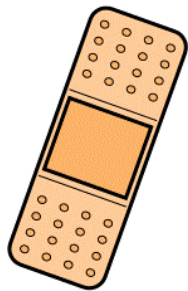


HELP  
INN  
MONEY  
ROBBERS  
THREE



# Good Samaritan Word Search

P A S S E D Q A S K N P P J E  
R K A J T R B B Q R A R L J E  
N O I S S A P M O C T I E O L  
I S D S M N L B N P I E H U S  
N G W O E K H O A G R S S R E  
N E N T O G J R V O A T B N V  
J E A O I G A A Q E M G P E E  
Y E V E R B B A N D A G E Y I  
B F N B L E E R H T S Z K J H  
L I V E B V D S R E B B O R T




**BANDAGE**  
**BEATEN**  
**COMPASSION**  
**GOOD**  
**HELP**  
**IGNORED**  
**INN**  
**JEWS**  
**JOURNEY**  
**LIVE**

**LOVE**  
**MONEY**  
**NEIGHBOR**  
**PARABLE**  
**PASSED**  
**PRIEST**  
**ROBBERS**  
**SAMARITAN**  
**THIEVES**  
**THREE**



# Good Samaritan Crossword



## Across

3. We are to \_\_\_\_ God with all our heart, soul, strength and mind.
5. The man was beaten, yet people \_\_\_\_ the man without helping him.
7. These people did not get along with the Samaritans.
8. The Samaritan took the man to an \_\_\_\_ while he was getting better.
9. The number of thieves that robbed the man.
10. Jesus told this parable to answer the question, "Who is my \_\_\_\_?"

## Down

1. We all should have this just like the Samaritan did.
2. This was the first person to pass by and not help.
4. Love God and your neighbor and Jesus said you will do this.
6. This was the only person to help the Jew who was hurt.

Unscramble the letters to find the words in our

# Good Samaritan Anagram



**Word List:**

beaten, compassion, helped, ignored,  
journey, money, neighbor, robbery,  
Samaritan, three

beghinor \_\_\_\_\_

ejnoruy \_\_\_\_\_

bbeorry \_\_\_\_\_

deginor \_\_\_\_\_

aaaimnrst \_\_\_\_\_

deehlp \_\_\_\_\_

emnoy \_\_\_\_\_

acimnoopss \_\_\_\_\_

abeent \_\_\_\_\_

eehrt \_\_\_\_\_