

Jesus' Disciples - Andrew

- **Ask:** Who do you enjoy hanging out with?
- **Play:** Make Me Laugh game: Split the children into pairs – one has to try to make the other one laugh, the other one has to try & keep a straight face! No touching or tickling allowed! See how long they can last without laughing, & then swap roles & play again. After the game talk about why we might smile – because we're happy, relaxed, content, or find something funny. But being smiley also means that we'll come across as friendly & approachable – smiling at someone else helps them to feel welcome, comfortable & appreciated. Being smiley means people will find it easier to talk to us.
- **Talk:** Today we are starting a new series on characters from the Bible, from the New Testament. Today we will be looking at Andrew one of Jesus' first disciples. What do we know about Andrew? **He was Simon Peter's brother, he was from Bethsaida; he was a fisherman with his brother, and James and John. He was a close friend of Jesus, so was personally at most of the events in Jesus' adult life.** Did you know Andrew was actually a disciple of John the Baptist before he became a disciple of Jesus? Andrew also led his brother Peter to Jesus - let's see how this happened.
- **Watch or Read:** Lottie's 'Jesus' Disciples – Andrew' video on YouTube at <https://youtu.be/zL8Zh0Xu9iQ> or read John 1:35-42 at <https://www.biblegateway.com/passage/?search=john+1%3A35-42&version=NIV>, John 6:1-15 at <https://www.biblegateway.com/passage/?search=John6%3A1-15&version=NIV>, and John 12:20-22 at <https://www.biblegateway.com/passage/?search=John+12%3A20-22&version=NIV>.
- **Discuss:** Andrew asked Jesus where he was staying, what did Jesus say? **"Come and you will see"**. Andrew spent the whole day with Jesus - but what was the first thing he did after that? **He went and told his brother Simon Peter "We have found the Messiah" and he brought him to Jesus.** Peter is not the only person that Andrew brings to Jesus - he brings others. In the feeding of the five thousand "Andrew, Simon Peter's brother, spoke up, "Here is a boy with five small barley loaves and two small fish, but how far will they go among so many?" (John 6:8-9) In John 12:20-22, some Greeks approach Philip and ask to see Jesus, but Philip does not go straight to Jesus - who do you think he goes to? **He goes to Andrew and together Philip and Andrew talk to Jesus.** This indicates that Andrew brought people to Jesus – that was what he was good at. Andrew was probably a very friendly, approachable person. People felt able to go to Andrew and ask him to introduce them to Jesus. How can we be more approachable and friendly in our lives so people will come to us? **Smile, say hello, look at the person who is talking, listen when others are talking, talk calmly, include people - especially someone who always seems to be alone.** This week can you be more friendly to everyone so that they can see Jesus in your actions which may help people to approach you...?
- **Prayer:** Dear Jesus, Thank you that you love us. Help us to be more friendly and approachable by thinking about how we interact with others. Help us to look at others and

listen to them when they are talking to us. Help us to smile, and ask others to join in so that they may see you through us. Amen.

- Is there anything that the children would like to pray about?
- **Make: Smiley Face Biscuits** to share. You will need: digestive biscuit (or free from alternatives for anyone who has allergies), icing sugar, strawberry laces, smarties (free from alternatives available for allergies) , a bowl, plates, water and spoons. Put some icing sugar in a bowl and add a little water at a time to make icing. Don't add too much water as the icing as it needs to be quite stiff to so it doesn't run. Give each child at least two biscuits each (one for them and the rest to share with others). Give each child two spoons and allow them to take a spoonfull of icing and spread it onto their biscuit. When the biscuit is covered they can use two smarties for the eyes and a piece of strawberry lace for a mouth. You could either use another smartie for a nose or use a raisin or something different instead. You could use cola laces for hair by cutting them up into small pieces and putting them at the top of the biscuit.
- **Make: Fill a Bucket:** You will need; a paper cup, a pipe cleaner, selection of beads with holes big enough to be threaded onto the pipe cleaner, different coloured sugar paper/A4 paper, felt pens, scissors and a hole punch per child. First take the paper cup and ask the children to draw a smiley face onto it. Then tie a loose knot in the end of the pipecleaner so that the beads do not come of the end. Thread the beads onto the pipecleaner, leaving a gap at the ends to tie onto the paper cup to make the handle. Hole punch a hole on either side of the paper cup at the top and tie one end of the pipe cleaner in a knot on each side to make a handle for your bucket. You can either cut lots of hearts out before you start, or put lots of different coloured paper in a pile on top of each other and help the children to draw a heart. Then holding all the pieces of paper together, cut out the heart so you have lots of coloured hearts and then write or draw ways we can be friendly to each other. For example; smile, say hello, share, invite them to play/join in, be kind, take turns.
- **Activity:** Print out the attached sheets and colour the pictures, do the mazes, crosswords, word searches and anagrams.
- **Free Play:** Get a selection of toys out and encourage the children to play together. Help the children to practise some of the skills we have been talking about during the session. Or you could play find a friend scavenger hunt from below. Print out a sheet for each child and help them to fill them in by going around and asking other children if they like the things on the list, or you could print some pictures out. Allow the childred to choose a picture each and then ask them to walk around the room. Tell the children which picture you would like them to find and they need to go around and ask the others if they have the dog/cat/flower/shoe picture etc until all the children know who has that picture. Continue until you have called out and found all the pictures.
- **Have drink and biscuit during your crafting time or during the video.**
- **Tidy up!**

Smiley Face Biscuits



Have You Filled a Bucket Today?



Find A Friend

Find a different person who likes each of these things. Have them write their name in the picture.



I like to
play video games.



I like to
eat ice cream.



I like dogs.

I like to
play with dolls.



I like to
go swimming.

I like to
eat pizza.



I like to
ride my bike.



Make up
your own:
'I like.....'





I like school.



New Friend SCAVENGER HUNT

relationships




**New Friend
SCAVENGER HUNT**

Fill out the form with ideas about yourself. Find friends with the same and have them write their name.

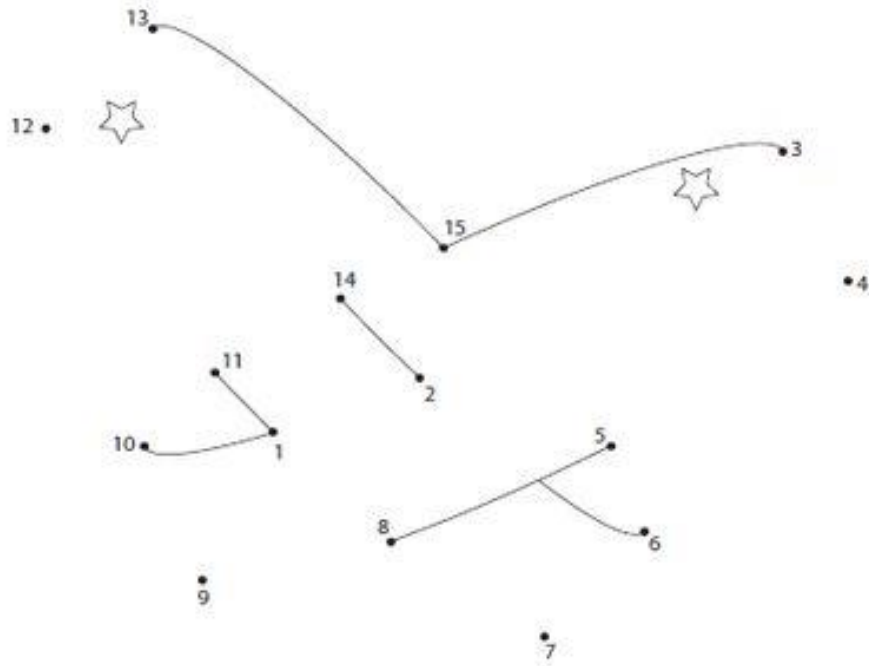
<u>Favorite Color</u>	<u>Favorite Food</u>	<u>Letter in Name</u>	<u>Pets</u>	<u>Favorite Sport</u>
<u>Favorite Game</u>	<u>Favorite Drink</u>	<u>Favorite Treat</u>	<u>Color Eyes</u>	<u>Color Hair</u>
<u>Color Shoes</u>	<u>Birthday Month</u>	<u>Favorite Show</u>	<u>Favorite Toy</u>	<u>Favorite Subject</u>

Andrew

Matthew
4



Name: _____



Printable Math Worksheets @ www.mathworksheets4kids.com

Name _____

Friendship Word Search

Directions: Find the words in the word search. Words can be found forward, backwards, vertically, and horizontally.

h	u	g	s	b	e	s	+	i	e	c
k	+	s	m	u	w	x	i	p	a	u
l	+	m	y	d	n	a	c	r	k	p
r	e	i	a	d	n	m	e	e	a	i
p	e	i	n	i	f	r	i	e	n	d
a	w	e	h	e	a	r	+	s	r	i
l	s	a	l	s	b	f	f	a	w	b
s	s	e	+	a	l	o	c	o	h	c

buddies

pals

kindness

friend

card

chocolates

candy

hearts

smile

sharing

cupid

sweet

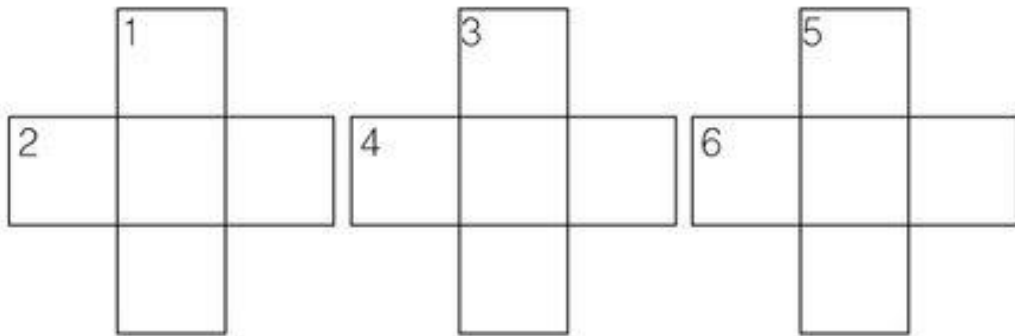

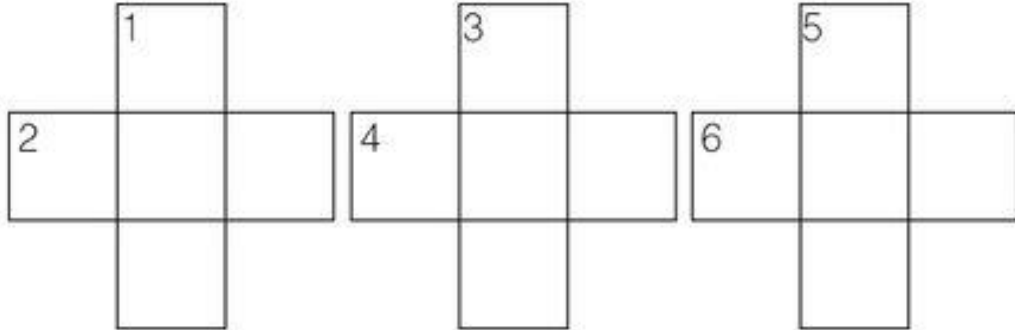
care

bestie

bff

hugs

Use the picture clues and word list to help you solve these puzzles.



Word List

fan pot pig dig bug van pen leg dog sit mug six