

## A Net Full of Fish

- **Ask:** What's your favourite breakfast?
- **Activity:** 'Swim Fishy Swim': Choose 2/3 children to be sharks and stand in the middle of the room. When the children are ready the sharks shout 'Swim fishy swim!' and all the other children who are the fish have to run to the otherside of the room without getting caught by the sharks (you could change the sharks to fishermen if you like). If a fish is caught by a shark, they become seaweed and must stay rooted to where they were caught but can stretch their arms out to catch passing fish. Once all the fish have been caught choose 2/3 more children and play again.
- **Talk:** After Jesus was resurrected, Peter didn't know what to do so he returned to what he was doing before he met Jesus. Can you remember what Peter did before he met Jesus? **He was a fisherman.** Lets see what happened when Peter went fishing.
- **Watch or Read:** Lottie's Jesus A Net Full of Fish video on YouTube at <https://www.youtube.com/channel/UCfoRgvwNoapVwiU5UCF2ZMg>, or A Net Full of Fish p. 462-465, The Beginners Bible or John 21:1 -14 <https://www.biblegateway.com/passages/?search=John+21%3A1-14&version=NIV>,
- **Discuss:** What did Peter and some of the other disciples go and do? **They went fishing.** Peter and the disciples went back to their lives before they met Jesus, but found that their nets remained empty. What did the man on the shore tell Peter to do? **Cast the nets to the right side.** What happened when Peter and the disciples did what Jesus told them to do? **The net was filled with fish.** Peter and the disciples went back to what they knew before they met Jesus but found that their nets remained empty. When they obeyed Jesus they found that their nets were full to overflowing. Often we can get lost or down hearted and turn from Jesus, sometimes turning back to life before we met Jesus. When we do this we find we are left empty but when we follow, trust and obey Jesus we find that like the diciples we are filled to overflowing. This week can you trust and follow Jesus with every part of your life even in difficult circumstances. I wonder if you will be filled to overflowing when you do?
- **Prayer:** Dear Jesus, Thank you that you love us and are always there for us. Help us to trust and follow you in all we do and say. Fill us so that we overflow with your love. Amen,
- Is there anything that the children would like to pray about?
- **Make: Go Fish Game:** You will need: a printed Go Fish template from below, a paperclip for each fish, a small magnet, a paper straw/craft stick, a piece of thread/string, coloured pencils and sticky tape per child. Cut out the fish and colour them in. Then attach a paper clip to the nose of each fish. Then take the straw/stick and attach the thread/string to the straw/stick with the sticky tape. Then stick the small magnet to the other end of the stick. Finally place all the fish on the floor and let the children fish for them with their fishing rods. If you don't have small magnets then put the fish on the table and use the straws to suck air and the fish up (see picture below). See how many fish you can catch!
- **Make: DIY Sponge boats:** You will need: a washing up sponge, a lollipop stick, rectangular piece of card for the sail per child, colouring pencils/pens, scissors and a craft knife. Before the session cut a slit in the middle of each washing up sponge. Ask the children to decorate

the rectangular sail using the colouring pencil/pens. Help the children to cut two small slits one at the top of the sail and one at the bottom to thread the lollipop mast through the sail. Then push the bottom of the lollipop into the washing up sponge to create your boat. If you don't have a washing up sponge, you could always use a margarine tub instead.

- **Make: A Net Full of Fish mobile:** You will need: A4 white card, pencils, coloured pencils or pens, thread/string, scissors, glue stick and sticky tape. Help the children to draw a fishing boat, three fishermen, a mast with a sail and lots of fish. Cut the drawings out and glue the mast and sail in the centre of the boat and glue the fishermen into the boat. Then take the thread and stick 3 pieces one to the front of the boat one to the back and one from the mast and joining all three above the boat. Then attach three strings one from each fisherman and sticky tape the fish to the fishing lines. Finally hang your mobile up for all to see.
- **Activity:** Print out the attached sheets and colour the pictures, do the mazes, crosswords, word searches and anagrams. Cut out the matching card game and play it with the children.
- **Play:** With fishing game craft or any fishing game you may have available. See how many fish you can catch within 2 minutes. Can you catch all the red fish, then blue, then green then yellow? Who can catch the most fish in 2 minutes?
- **Have drink and biscuit during your crafting time or during the video.**
- Tidy up!


## Go Fish Game





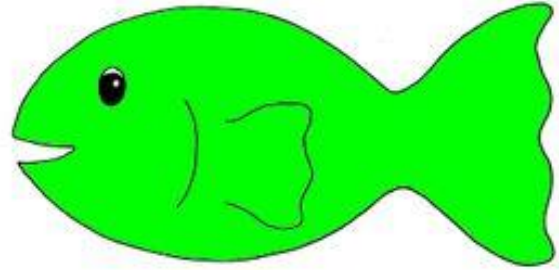





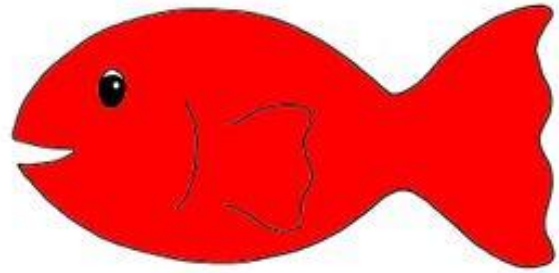
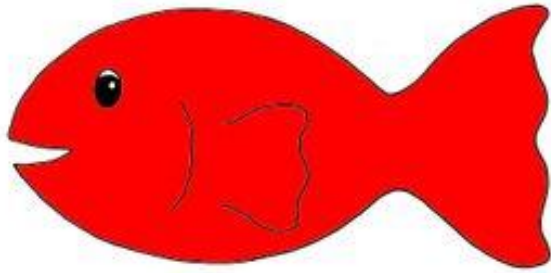
## Go Fish game without rods



Go Fish Colour your own



Go Fish Coloured version







The  
Craft  
Train

## Easy DIY Sponge Boats



A Net Full of Fish mobile








# PETER IS RESTORED

Guide the disciples to the shore.



# The risen Jesus and the disciples


(John 21,1:15)



When they climbed  
out on shore, they  
saw a charcoal  
fire with fish  
on it and bread.



- Tiberias
- Jesus
- Sea
- Disciples
- Peter
- Boat
- Night
- Shore
- Net
- Fish
- Lord
- Fire
- Bread



Find the  
hidden  
words

