

## Remembrance Sunday

- **Ask:** The children if they have had to remember something? What was it? How did they remember it?
- **Activity:** Play Kym's Game: Get a tray with 15 items on it, less for really young children e.g. small teddy, key, ball, pencil, scissors, rubber, toy car, yoyo, mini torch, coin etc. Allow the children to look at all the items for about 20 seconds. Then cover the tray and take one item away, and ask the children to tell you what is missing. Congratulate them when they get it right - you could reward them with a sweet, biscuit or something similar if you would like. Then replace the item, cover and take an item again, or take 2 or 3 items and play for a few minutes. Ask the children if remembering what's missing is easy or hard - is it easier or harder remembering more items or less items?
- **Sing:** Great Big God <https://youtu.be/eSTfM8M2Md8> , Superhero <https://youtu.be/1FY4C930M2Y> Wiggle Freeze [https://youtu.be/tM\\_wGFVBBmA](https://youtu.be/tM_wGFVBBmA) Wiggle like a worm <https://youtu.be/YenZbKXiYg> Jesus love is very wonderful <https://youtu.be/VC4eb8Pk-3g>
- **Talk:** Today is Remembrance Sunday, a day when we remember all those who have been affected by war. We remember soldiers who have died fighting in battle, but also those ordinary people who have suffered or died as a result of war. We remember to give thanks for people's bravery, and to make sure we don't forget to always try to live in ways which help people to live in peace with each other.

Do you find remembering things easy or hard? **It can be hard, but it is important to remember things – it's how we learn from the past in order to know how best to live in the future. Remembering also helps us to learn from past mistakes so that we don't repeat those mistakes.**

- **Demonstration:** See Lottie's Power Point examples. How do we remember things? **We remember things by having reminders that help us.** We have poppies for Remembrance Sunday because the fields were full of poppies which grew after a time of battle in the 1<sup>st</sup> World War. We sometimes use little memory rhymes. For example Thursday was Bonfire night - we remember this by the rhyme "Remember, remember the 5<sup>th</sup> of November, gunpowder, treason and plot" which helps us to remember that the 5<sup>th</sup> November was when Guy Fawkes attempted to blow up the Houses of Parliament. We remember the points of a compass as "Never Eat Shredded Wheat" or "Naughty Elephants Spray Water" to remind us that the points of the compass are North, East, South, West. For spelling, we have rhymes like "Sally Ann Is Dancing", which helps us remember how to spell SAID or "Big Elephants Can Always Understand Small Elephants" to remind us how to spell BECAUSE. Or my favorite rhyme which helps me remember the colours of the rainbow, Richard Of York Gave Battle In Vain, which reminds us that the order of the colours are Red, Orange, Yellow, Green, Blue, Indigo, Violet.
- On Remembrance Sunday, when we think about all those who have fought and suffered because of war, we say 'We will remember them'. The importance of remembering is mentioned a lot in the Bible, such as in Psalm 77:11, which says "Our God, I will remember the wonderful things you have done."

It's all about remembering how good God is and how much he loves us and takes care of us. There are well over 100 verses in the Bible that talk about remembering God, his promises, Jesus, what he has done for us and how to live in ways that please God.

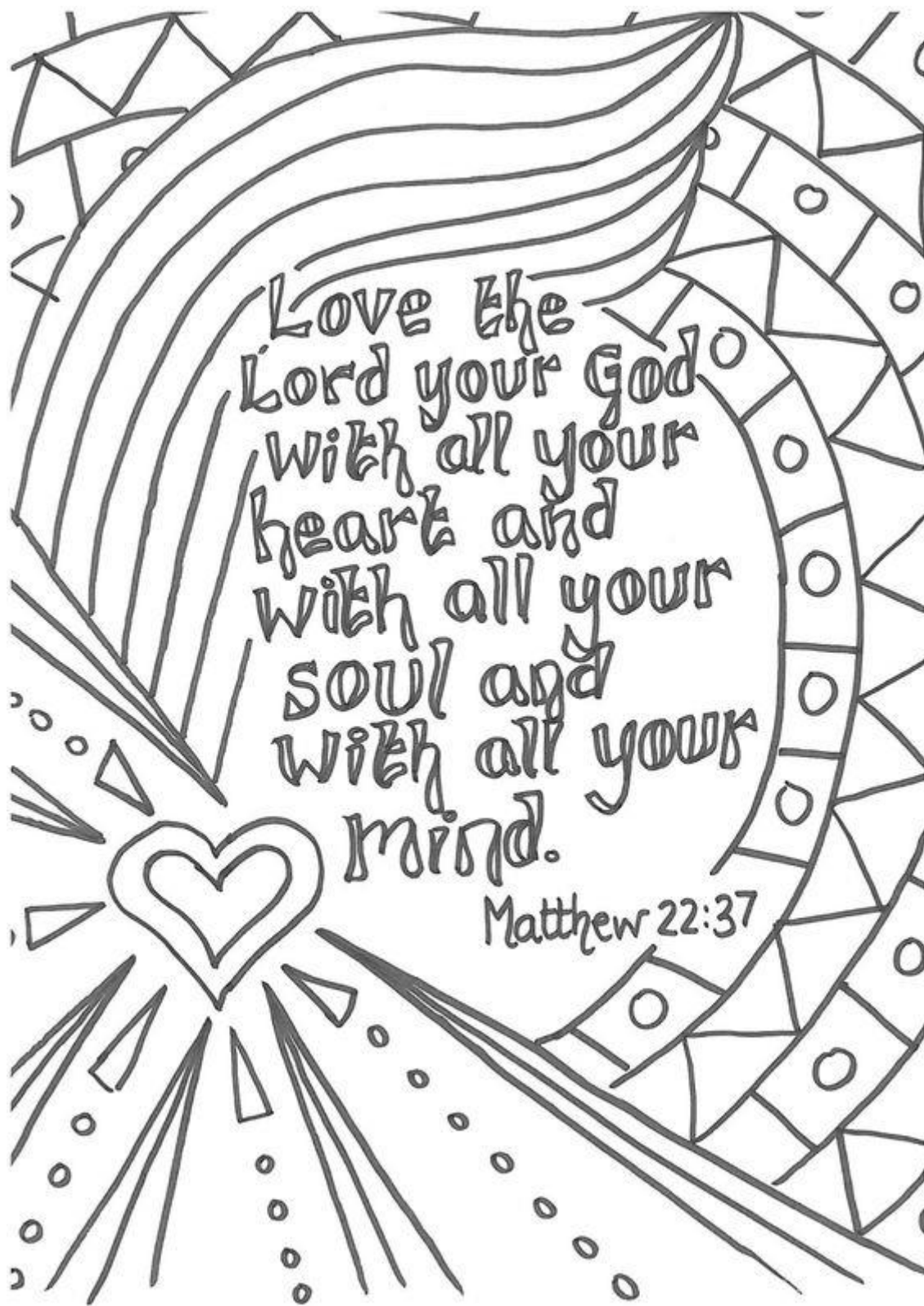
- Even if we forget everything else in the Bible, we would do well to remember the two commandments that Jesus tells us are the most important ones, which are "Love the Lord your God with all your heart and with all your soul and with all your mind and with all your strength." And "Love your neighbour as yourself." Mark 12:30-31  
<https://www.biblegateway.com/passage/?search=Mark%2012%3A30-31&version=NIV>
- By remembering these two commandments and living them out, we can make a difference in our world. When we love God with all we have, we will live the way that God wants us to. He wants us to love others as much as we love ourselves. When we love others rather than hating them, there will be less fighting and fewer wars because we will be better at forgiving each other's mistakes and try to live peacefully with people. Can you think of a time that you were not loving to someone? What can you learn from it? How can you avoid repeating that mistake again? I wonder if you can be loving to everyone you meet over the next week - even difficult people!
- **Pray:** Dear Jesus, thank you that you remind us to love God with all our heart, soul, mind and strength and to love others as we love ourselves. Sorry for times when we have forgotten to love each other and have argued or fought. Please help us to remember past mistakes, and to learn and grow from those mistakes so that we will not repeat them. Amen.
- **Make:** Poppy wreath: You will need a paper plate or A4 card and a plate and a bowl to draw around, a pencil, some scissors, cupcake cases red or white and colour them in, some green paper or card or white and colour it in green, a glue stick, some ribbon or cord to hang it with and some sticky tape. If you're using a plate, cut the centre circle of the plate out just leaving the rim and colour it in green. If you are drawing around a plate, place it on the card and draw around it then take the bowl which should be smaller than the plate, place it in the middle of the plate circle and draw around it to make an inner circle. Then cut out the inner circle which will leave you the rim of the circle - colour this in green. Take your cupcake cases and colour them red if needed. Then glue them equally spaced around your wreath with the glue. Then with a black pen you can draw the centre of the flower, or you could cut circles out of black card, or you could use black buttons and glue them in the centre of each poppy. Take your ribbon or cord and stick it to the back of your wreath with the sticky tape. Put your wreath on your door or in the window so all who see it can remember all those who have been affected by war.
- **Make:** Paper heart people: You will need two A4 sheets of different coloured card or plain card and colour it in, pencil, ruler, scissors, glue stick, googly eyes, felt pens, sticky tape and stapler. Draw a large heart on an A4 sheet of card. Draw a 3cm wide by 7cm long strip at the bottom of the heart going horizontally across the bottom. Then draw 2 smaller hearts on the same piece of card. Draw a 1cm wide by 3cm long strip at the bottom of these hearts, this time going vertically from the bottom of the hearts. Then draw 2 hearts that are bigger than the small hearts, but smaller than the medium heart. Draw 1cm wide by 5cm long vertical strips to the bottom of each heart. Then on the other coloured card, draw 2 small hearts - one for the mouth and one for the body. Cut all of these out and colour in if needed. Take the large heart and glue one end of its bottom strip and wrap the strip around into a circle which will help the heart to stand up. Then take the hearts with the 5cm long strips and glue the end without hearts on to the bottom of the heart body to create legs. Do the same with the 3cm long strips to make arms. Then glue two googly eyes to the large heart to create a face and glue a small heart on the heart person for the mouth. Take the other heart and glue it in between the arms and legs for the body. Now you have a heart person! Enjoy your craft and remember to love others as much as you love yourself!
- **Print:** The sheets below and do the Colouring, Dot to Dots, Word Search, Anagrams.
- **Play:** Some remembering games with the children such as pairs, Kym's game, guess where the ball is with 3 cups (place the ball under one cup and move the cups around to see if the children can find the ball in one guess).



Remembrance / Veteran's Day  
**POPPY WREATH**  
[www.manopapabubba.com](http://www.manopapabubba.com)




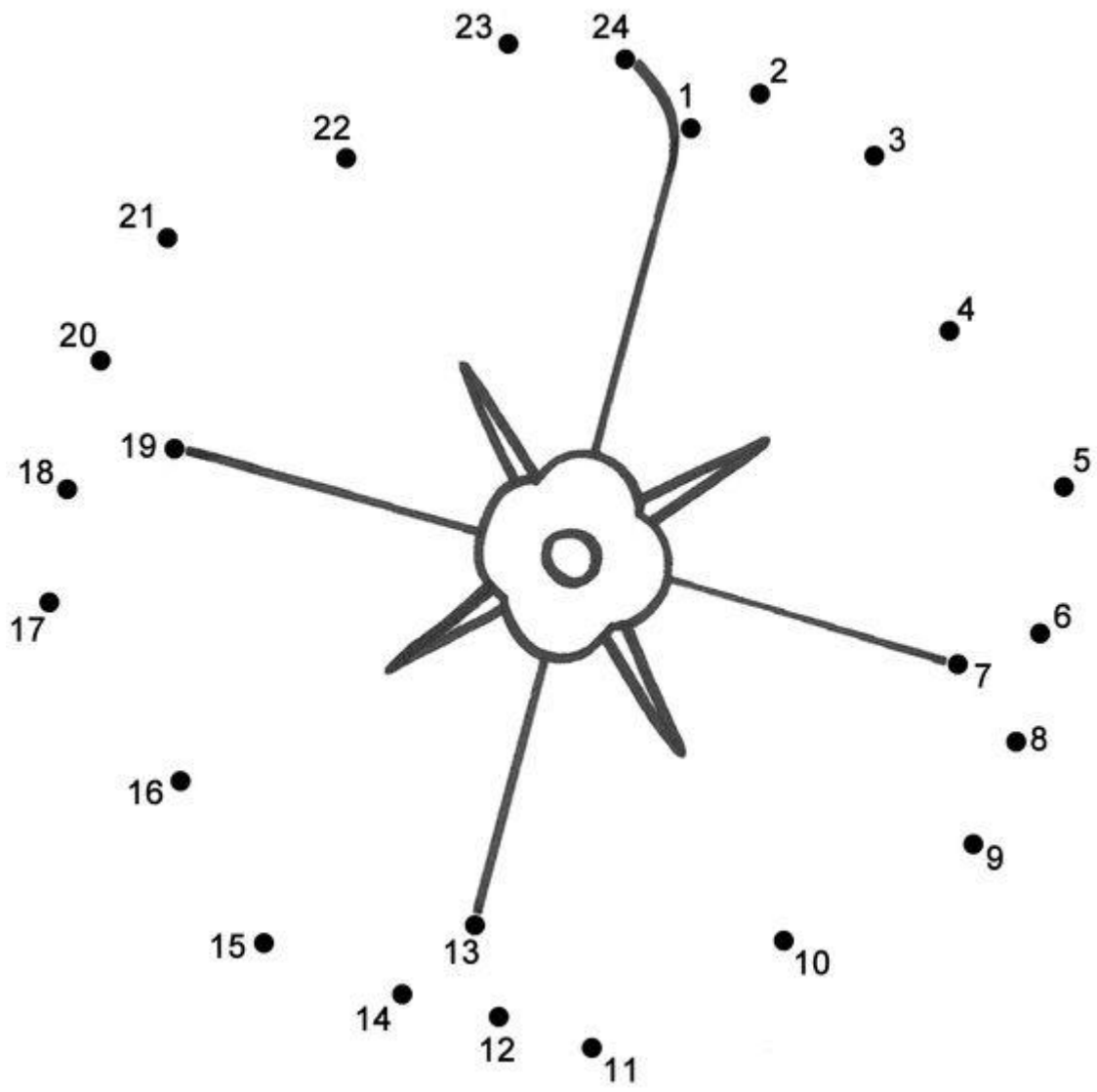





Love the  
Lord your God  
with all your  
heart and  
with all your  
soul and  
with all your  
mind.

Matthew 22:37





# Remembrance Day



D L E I F S R E D N A L F X R P S W C H  
 N E M Q S C J E V S I G O B E L R V M T  
 E G K Q U Y E X B P D N G G A V U E S L Z  
 L K N H H A P N Q M O N C H E E Q I I R P A  
 R E B M E H E R O Y E E A L I E F D V I A  
 E S M O N U M E N T R V N B L P L L V P T  
 S D R B F E L A P U A E O J L P O Y Y T  
 I U R I T L Y O Y X P T N E T S R H S  
 A V X Q O Q R N P A R S H E S C T Z E S  
 R T F Z N H O G P H C R A M H N D S B R  
 P A R G U H C T Y S L G P G A E S U U O  
 N P R O H T A E R H A F K F E O C M G L I  
 O D P H O E N V P E U A N D R Y H Q L E A  
 F R F N Y P E T H K D I C P S H Q E A  
 V H P M E T S S Y N O X E R M H E N R S  
 H L Q V E E G A D N T Y B R N H S S M O Y  
 W C Y R B J Z L K S T H O U A A D O G Z H  
 B P A R A D E S O E R R H Y G H D G G Z H  
 S N R L U L H P O F O U G H T L S X O B  
 S M A Y P X C C L H V B I B X D E N O

NOVEMBER  
 TROOPS  
 SOLDIERS  
 INFANTRY  
 MONUMENT  
 CEMOTAPH  
 BUGLE  
 BUGLER  
 LAST POST  
 REVEILLE  
 D-DAY

ARMY  
 MEN  
 PILOTS  
 SAILORS  
 POPPY  
 PEACE  
 FLANDERS FIELD  
 CROSSES  
 WREATH  
 VETERANS  
 MARCH


PARADES  
 BANDS  
 CHOIRS  
 REMEMBER  
 PRAISE  
 LAUD  
 HONOUR  
 FOUGHT  
 WAR  
 DEED  
 CEMETERY





Unscramble the letters to find the words in our

# Remembrance Day Anagram



Hidden Word  
(solve the circled letters):

\_\_\_\_\_

a r w

\_\_\_\_\_

a b e r r v y

\_\_\_\_\_

a c g e r o u

\_\_\_\_\_

d e e f m o r

\_\_\_\_\_

a c e e p

\_\_\_\_\_

p p p e i o s

\_\_\_\_\_

m a r y

\_\_\_\_\_

b e e m n r v o

\_\_\_\_\_

a e e n v r t

\_\_\_\_\_

d e i r o l s

\_\_\_\_\_

a e h r t w

\_\_\_\_\_