






## **Fruit of the Spirit – Love!**

- **Introduction:** Ask the children what they love?
- **Activity:** Ask the children to collect some things that they love. Then hide them around the house or garden without the children knowing and then go and search for their beloved things. Or hide some hearts and ask the children to find them.
- **Sing:** Great Big God, Superhero, Lighthouse, Wiggle Freeze, Wiggle like a worm.
- **Talk:** Today we are going to talk about the Fruit of the Spirit. Repeat the fruit of the spirit with the children: Joy, Love, Peace, Patience, Kindness, Goodness, Faithfulness, Gentleness, and Self-Control. The fruit that we are talking about today is Love! What do the children think Love is? Talk about their answers and share what you think it is.
- **Watch/Read:** Lottie's Fruit of the spirit -Love! You Tube at <https://youtu.be/UdjFeep7ObI> Read Galatians 5:22-23 and 1 Corinthians 13:4-8.
- **Discussion:** Take two balloons and explain to the children that the balloons are love. When we learn about Jesus, he grows love inside us a bit like this. Perhaps we ask someone questions about Jesus and learn about him then the love inside us grows (blow up the balloon a little bit). We might decide to talk to Jesus by praying and the love grows a little bit bigger (blow up the balloon a bit more). We may decide that we want to read the Bible to learn more, and again love grows inside us (blow the balloon a bit more). We might simply help someone else and the love grows more (blow the balloon to full size). Look at how much our love has grown from this balloon here (show the children the deflated balloon) to this one here (show the children the blown-up balloon). Do you think Jesus wants us to keep it all to ourselves? **No, he wants us to share it with others** (Let go of the balloon so it deflates and making a silly noisy or let it deflate slower in your hands and make a silly noise). How can we share love with others? **Help others, share with others, say kind words, encourage others to come and play, include others in your games** etc.
- **Pray:** Dear Jesus. Thank you that you love us and you grow the love within us. Please help us to share the love that grows in us with others. Amen
- **Print and make:** 'Love is...' mobile. You will need red card/paper or plain card/paper and colour it in, pens, string, thread or ribbon, scissors, and sticky tape. Take a piece of card and draw a large heart on it and cut it out or print out the heart template below and cut the hearts out. If not using the template, draw and cut out another 8-12 smaller hearts. Then help the children to write or draw the following words onto the hearts: On the big heart write 'Love - 1 Corinthians 13:4-8', and on the little hearts write: is patient, is kind, rejoices in the truth, is selfless, is forgiving, protects, hopes, trusts, is humble, perseveres and resists evil. Then take the string/thread/ribbon and cut three pieces of about 15-20cm long depending on the size of your little hearts if they are quite big you will need longer lengths. Using the sticky tape stick the three pieces of string/thread/ribbon to the back of the big heart one in the middle and one either side of that. Then using the sticky tape again stick the smaller hearts to the three pieces of string/thread/ribbon. Finally cut a piece of 10cm long string/thread/ribbon and stick with sticky tape in a loop at the top of the heart so you can hang it up. See example below. Or you could glue the hearts in a circle to make a 'Love is...' wreath (see example below).

- **Make:** If you made The Fruit of the Spirit tree from last week, make a love fruit to go on your tree. Perhaps choose a different fruit to last week (strawberry, grape, banana, pear etc) and draw a picture of it or print a template out, colour it in, cut it out and help the children to stick it to their tree or the one big central tree you have.
- **Make:** 'Heart shaped Bird feeder'. You could show love to the birds by making a feeder for them. Bend a pipe cleaner into the shape of a heart then thread some hooped cereal (Cheerio's) onto the pipe cleaner. Leave enough space at the bottom of your heart so you can tie the ends of your pipe cleaners together. Once you have tied the ends of the pipe cleaner take a length of string and tie it in the dip at the top of the heart so you can hang the feeder in the garden for the birds. See the example below.
- **Copy:** The attached and colour in colouring pages, search for the objects and the words, do the crosswords and the anagrams.
- **Play:** Using a toy kitchen and food, ask the children to make pretend food and share with everybody. Or using a Dr's kit, ask the children to care for each other by bandaging each other up.
- **Drink and biscuit!**

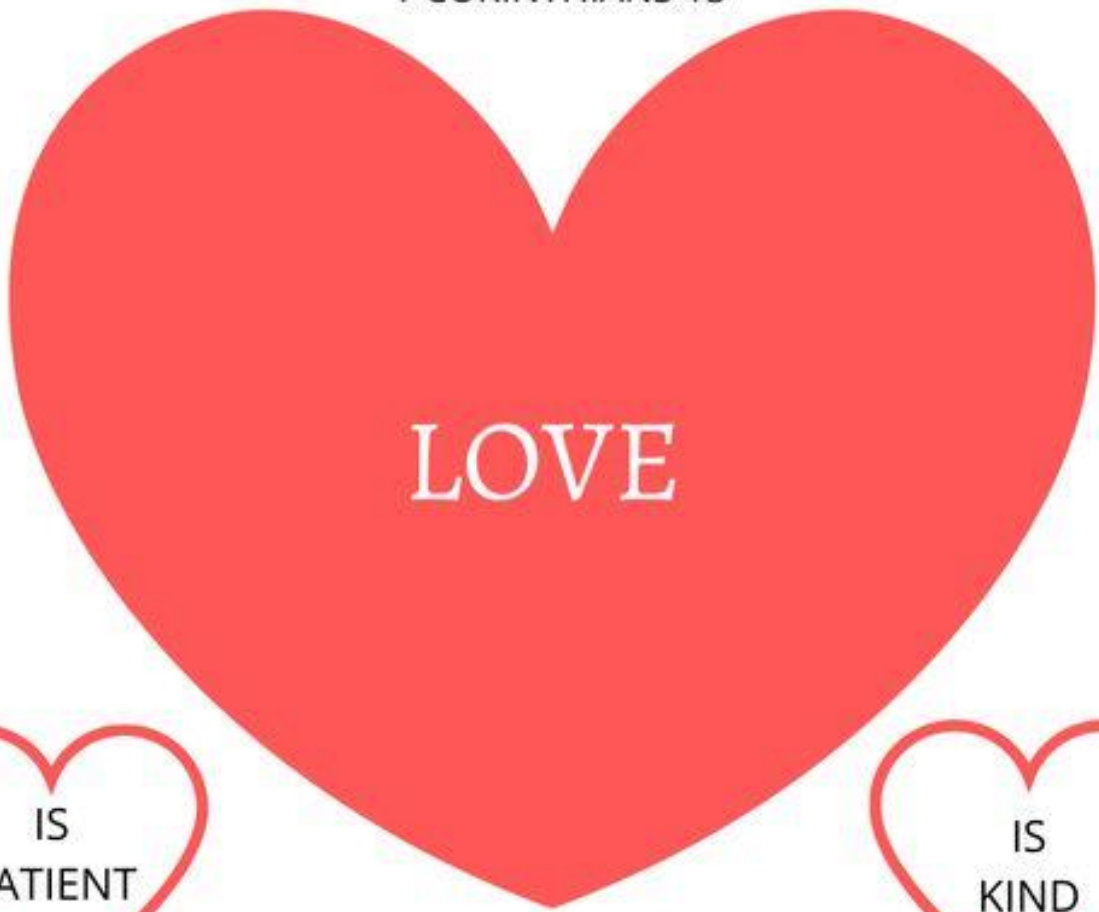
[www.ChurchHouseCollection.com](http://www.ChurchHouseCollection.com)

Love The Lord.  
1 Cor 13:4



Heart Caterpillar Craft

1 CORINTHIANS 13



LOVE



IS  
PATIENT



IS  
KIND



REJOICES IN  
THE TRUTH



RESISTS  
EVIL



PERSEVERES



IS  
SELFLESS



IS  
FORGIVING



IS  
HUMBLE



TRUSTS



HOPES



PROTECTS

# Love is...

1 Corinthians 13:4-7

patient

kind

not  
envious

not  
boastful

not  
proud

not  
mean

not easily  
angered

not self-  
seeking



Crafty Catholic  
Teacher

Love  
is...

1 Corinthians 13:4-7

not  
mean

not  
proud

not  
boastful

not  
envious

Kind

Patient

not  
self-seeking

not  
easily angered

# Love Nature



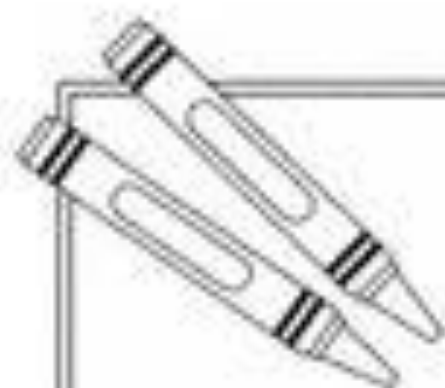
Bird  
Feeders





“Do  
everything  
in love.”

1 Corinthians 13:10



# Just for **KIDS**

Find the correct path through the heart below. Write the words in order, as you find them, on the lines below.



\_\_\_\_\_

\_\_\_\_\_

\_\_\_\_\_

\_\_\_\_\_

\_\_\_\_\_

” Matthew 22:37

# Love Word Search

1 Corinthians 13:4-8

Find the hidden words.



K Y D S N G E G I P B E E E H  
U P A E M L G A A V E A B O N  
W R T V Q F P R R J A T P W E  
U E I E Z J R B R Z R E O P Z  
U N R I G H T E O U S N E S S  
N E B L B Q P P G F M H C J K  
N S Q E K E R S A V P P R P X  
E J E B C O P T N C M L C X Q  
R N S C V O N E T N X J J T C  
D P D O I E M D E R E F F U S  
Y N K U I O R I J E A L O U S  
R E I T R D J O N F L C G V K  
D R A K F E Z E A G X M K O F  
Z P Y Z D A S R R R L S R A W  
Q T K X B W R E V E N Y Y C N

Is **PATIENT**

Is **KIND**

Is Not **JEALOUS**

Does Not **BRAG**

Is Not **ARROGANT**

Does Not Act **UNBECOMINGLY**

Does Not Seek Its **OWN**

Is Not **PROVOKED**

Does Not Take Into Account A  
Wrong **SUFFERED**

Does Not Rejoice In  
**UNRIGHTEOUSNESS**

**REJOICES** With The Truth

**BEARS** All Things

**BELIEVES** All Things

**HOPES** All Things

**ENDURES** All Things

Name: \_\_\_\_\_

Date: \_\_\_\_\_

# THINGS I *love*

Write and draw the things you love in the hearts below!

