

Jesus Calms the Storm & Walks on Water

- **Activity:** Water play. Find some objects e.g. corks, plastic duck/boat, stone, feather, metal spoon, plastic spoon which objects float, and which sink. Find a boat and some characters Lego or Playmobil will work. How many people can you get on one boat? What happens to the boat if you stir the water with a spoon or shake the bowl? What happens to the people in the boat? How might you feel if you were in the boat?
- **Sing:** Great Big God, Superhero, Lighthouse, Wiggle Freeze, Wiggle like a worm.
- **Talk:** How do you feel about going back to school or nursery? If you are not going back to either of these, think about how you would feel if you were in a boat in a storm or something you are struggling with. If that feeling was a colour, what colour would that feeling be? Would it be a happy, bright colour like yellow or orange, would it be a calm colour like blue or pink, would it be dark and angry colour like red or black? If it was a shape what shape would it be? Would it be round and smooth, or spiky and rough?
- **Watch/Read:** Jesus Calms the storm and Jesus walks on water on You Tube at <https://youtu.be/uYLHqdSO9OY> and <https://youtu.be/oVy9HGr3Qig> Matthew 8:23-27 and Matthew 14:22
- **Discussion:**

In the stories what happened when the disciples were in the boat? **A storm came and they thought they were going to drown.**

In the first story what did Jesus do? **He calmed the storm by telling the wind and waves to be calm and still.**

What did Jesus do in the second Story? **He walked on the water to where the disciples were on the Sea of Galilee in their boat.**

What did Peter do when he saw Jesus walking on the water? **He got out of the boat and walked on the water to Jesus. What happened when Peter saw the wind around him? He began to sink and cried out "Lord Save me".**
- What does this story tell us? **Jesus loves us and through life's storms he is always with us he might not always calm our storms/troubles but if he does not, he is always there with us helping and guiding us through them and not sink/drown.**

- **Make:** Wind Sock out of a kitchen roll tube. Cut a piece of paper to cover your tube and decorate it. You could add a pattern or a picture of Jesus either calming the storm or walking on water. When you have finished decorating the paper, glue the other side and stick it to your roll. Then get some coloured paper or tissue paper and cut it into strips, or you could colour plain paper and cut that into strips. Glue the strips of paper to the bottom of the tube so that they dangle down at the bottom of the tube - see example below. Make two holes at the top of the tube and thread a ribbon through so you can hang the wind sock up. You could write 'Jesus Calms the Storms of Life' on it.
- **Make:** A Storm in a bottle. You will need a bottle or jar, water, blue food colouring, oil, glitter, fish, shells. Fill the bottle or jar ½ full of water, add just a couple of drops of blue food colouring. Shake well to turn the water blue. Fill the rest of the bottle with cooking oil. Before sealing the lid, you could include glitter, shells or little fish. You may wish to glue the lids so the children cannot undo them. If you are feeling really arty you could draw and cut out your own boat to stick to the side of the bottle. Then rock the bottle to make stormy waves on your sea!
- **Copy:** The attached and colour in colouring pages, search for the objects and the words, do the crosswords and the anagrams.







Jesus calmed a storm while He and His disciples were on a boat. Mark 4:35-41



Jesus Calms the Storm



Word Bank


★
Find the Hidden Word

- Crowd
- Boat
- Storm
- Waves
- Jesus
- Stem
- Asleep
- Master
- Care
- Lost
- Wind
- Sea
- Quiet
- Calm
- Faith



JESUS WALKS ON WATER

Lead Peter across the water to Jesus.



JESUS CALMS THE STORM

Spot 8 differences between the two pictures.



© Illustration. All Rights Reserved. Reproduction or Distribution is Prohibited. Not for use without an explicit illustration copyright.