



Maunday Thursday Plan

- **Watch:** - Resurrection eggs video.
- **Activity:** - Get a bowl of soap and water with towels to dry and wash each other's feet. **John 13: 1-17** Talk about Jesus being the King of Israel, but he didn't come to be served like a king he came to serve others. Before the last meal he had with his friend's Jesus took off his outer garment wrapped a towel around his waist, poured water into a bowl and washed his disciple's feet. In Jesus' time the roads were not tarmacked like ours they were stony and dusty. The people at that time wore sandals not shoes, like us and after a day of walking the dusty roads their feet would be dirty and dusty. On entering a person's house, it was a tradition/custom to wash guest's feet. Not doing so would have been disrespectful. Even though Jesus was the son of God the King of Israel he still served his friends by washing their feet. Talk about how you felt about having your feet washed. Its ok if anyone felt uncomfortable. We feel uncomfortable as we are not used to being served with such humility. There is something humbling about washing and having our feet washed.
 - What were you thinking while you washed his/her feet?
 - How did you feel?
 - Why do you think you thought/felt that way?
 - What were you thinking while having your feet washed?
 - How did you feel?
 - Why do you think you thought/felt that way?
 - How does it make you feel that Jesus would wash our dirty feet?
 - Why do you think Jesus wants us to do this?
- **Sing:** - Jesus' love is very wonderful, Wriggle like a worm or Wiggle Freeze from YouTube page.
- **Activity:** - After washing each other's feet you could share some bread and squash. Explain that Jesus and his friend's shared bread and wine together for their Passover meal together. The Passover meal is shared every year as a reminder of when God rescued the Israelite's from Egypt. This is where Communion comes from where we share the bread and wine in church together to remember Jesus' and his love for us.
- **Craft:** - Make playdough or air-drying clay together and make some loaves of bread and cups or wine glasses.

- **Make:** - a Last Supper placemat by printing out the template on PDF below. Cut out and colour or use coloured paper, card, tissue paper and decorate the plate glass and loafs. Stick to a piece of paper or card and use as a placemat whenever you share bread and squash/wine.
- Colour in the pictures, do dot to dots. word search, crosswords.

PLAY DOUGH

BASIC PLAYDOUGH

Playing with dough is a wonderful sensory activity and as with all exploratory experiences it provides a good balance of learning opportunities.

INGREDIENTS

2 cups of plain flour
1 cup of salt
2 tsp. cream of tartar
2 tbsp. cooking oil
2 cups of water
A few drops of food colouring

METHOD

Mix the ingredients together in a pan
Heat the mixture gently over a medium heat, stirring constantly until the dough is stiff and comes away from the sides of the pan.
Tip the dough out on to a board, leave to cool down and then knead well.
The playdough will keep approximately one month (depending on how much use it gets) if kept in an airtight box in the fridge.


MICROWAVE PLAYDOUGH

INDGREDIENTS

1 cup flour
½ cup salt
1 cup of water with a few drops of food colouring
2 tbsp. cream of tartar
1 tbsp. oil

METHOD

Stir all ingredients together in bowl
Place in microwave on high for 2-3 minutes until makes a dough




AIR DRY CLAY RECIPE

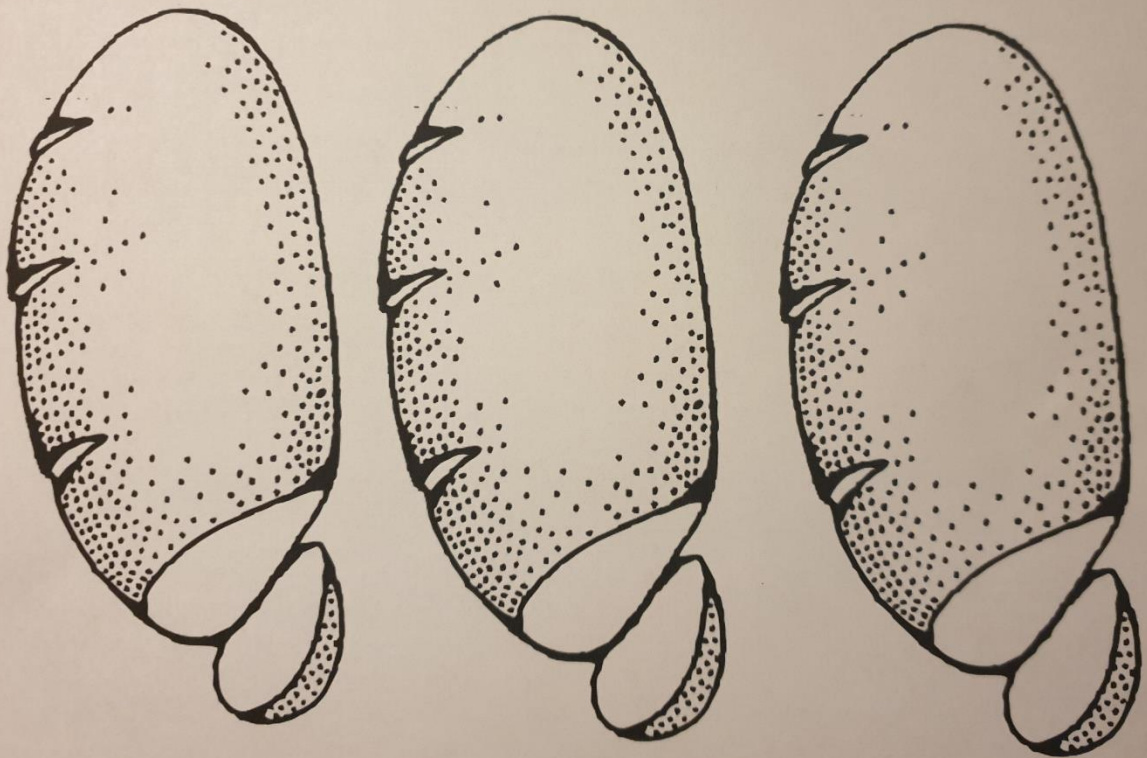
- 1 1/2 cups cornstarch
- 1 cup white school glue
- 1 Tablespoon white vinegar
- 1 teaspoon lotion
- 1 Tablespoon baby oil

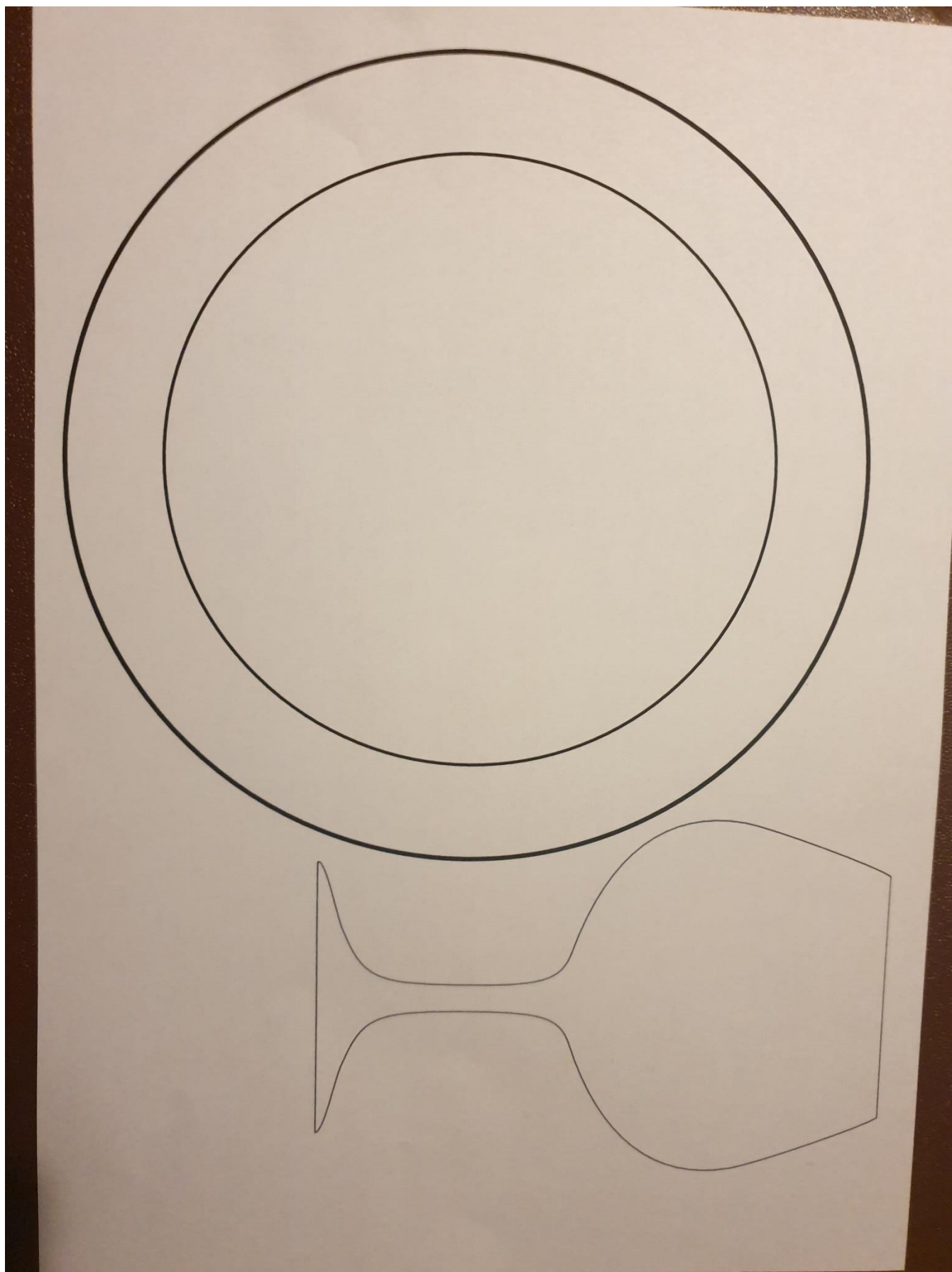
KITCHENTABLECLASSROOM.COM





He took some bread and gave thanks to God for it. Then he broke it in pieces and gave it to the disciples, saying, "This is My body, which is given for you. Do this to remember Me." After supper he took another cup of wine and said, "This cup is the new covenant between God and His people—their agreement confirmed with my blood, which is poured out as a sacrifice for you." Luke 22:19-20

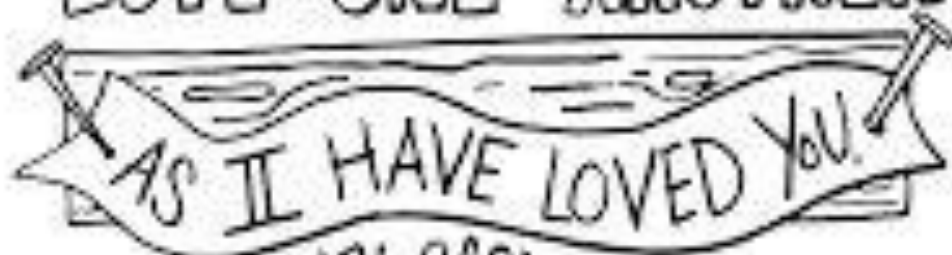






**Jesus said to his disciples.
"Do this in remembrance of me."**

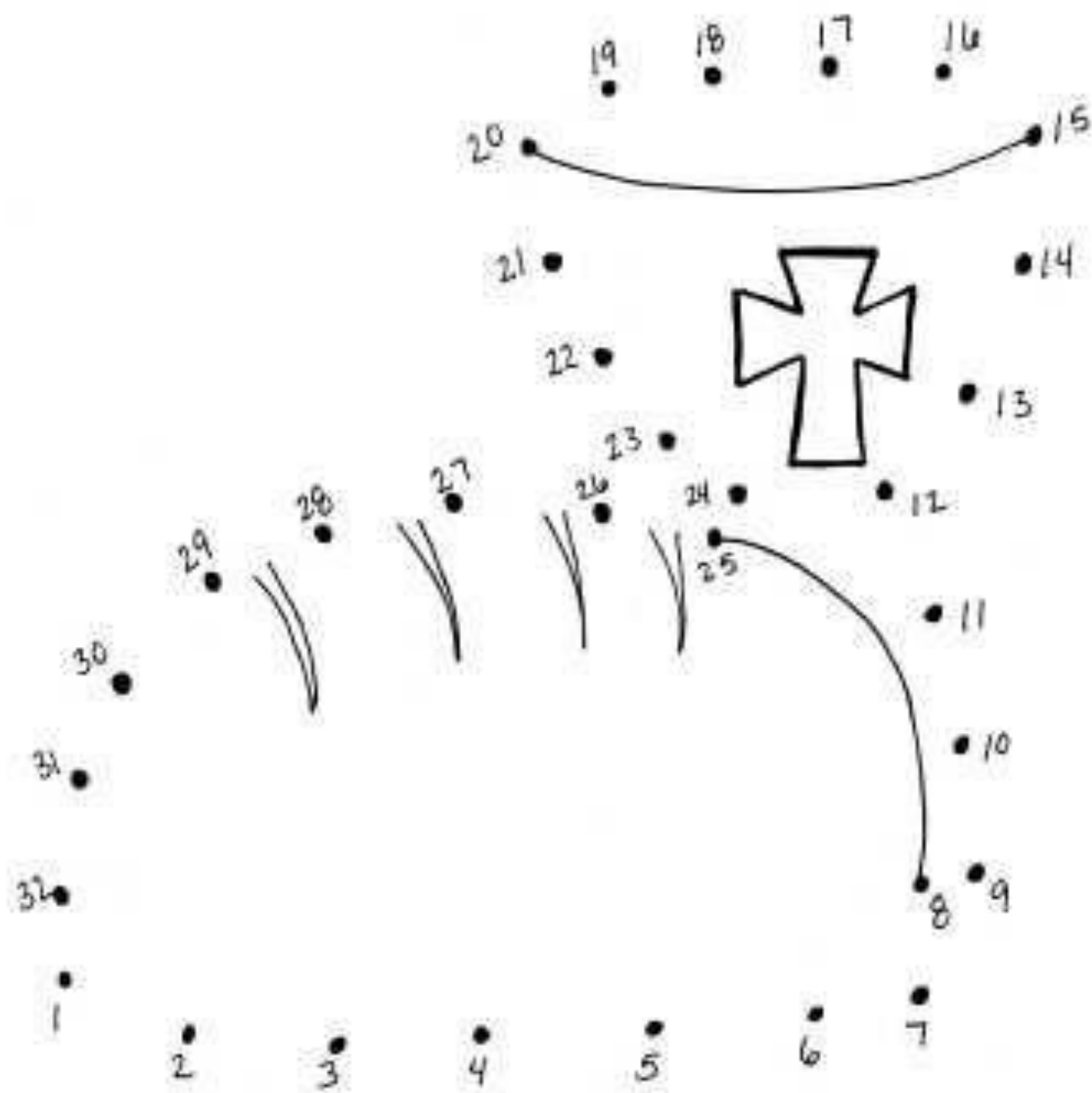
A NEW COMMANDMENT
I give you, ^{that you}
LOVE ♥ ONE ♥ ANOTHER



^{you also}
LOVE ♥ ONE ♥ ANOTHER

JOHN 13:34







The Last Supper




Find the
Hidden
Words

Word Bank

Passover
Table
Apostles
Cup
Wine
Bread
Body
Covenant
Blood
Jesus
Jerusalem



P	A	S	S	O	V	E	R	B	O	P	E	R
A	D	B	I	N	U	C	N	Z	O	I	O	R
S	U	R	B	N	O	S	U	A	T	D	S	D
U	D	A	F	G	H	E	A	P	N	S	Y	
S	C	A	T	A	B	L	E	E	A	D	G	
E	V	D	A	S	D	T	Q	W	N	F	H	
J	B	J	E	R	U	S	A	L	E	M	V	
B	D	F	G	H	O	A	S	V	D	F		
C	L	C	V	B	P	A	S	O	D			
B	O	N	M	A	S	Z	C					
L	O	W	I	N	E							
B	D	C	V									



The Last Supper

Below are some sentences taken from Matthew 26:17–30. Fill in the blanks to find the answers for the crossword puzzle.

I will keep the (5) _____ at thy house with my disciples.


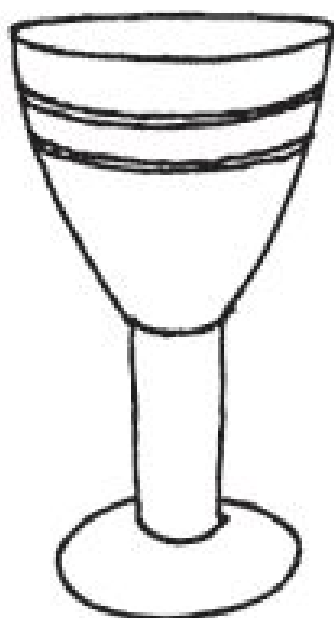
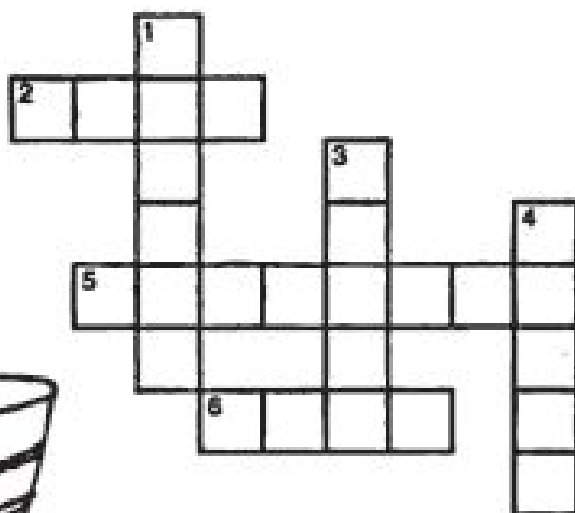
One of you shall (1) _____ me.

Take, eat; this is my (6) _____.

(4) _____ ye all of it.

For this is my (3) _____ of the new testament, which is

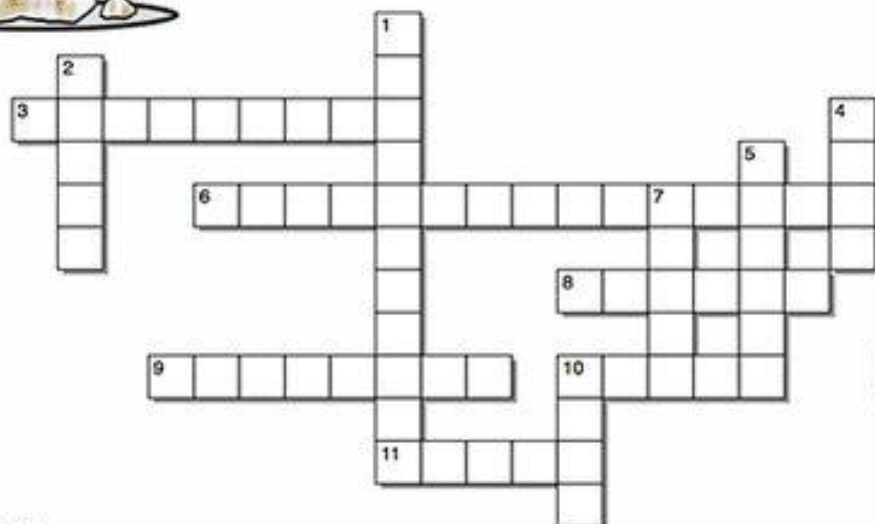
(2) _____ for many for the remission of sins.



Bible Pathway Adventures

CROSSWORD

THE LAST SUPPER



ACROSS

- 3) In which city did Yeshua and His disciples eat the meal?
- 6) The Feast of _____ was about to begin.
- 8) How many disciples came to the Last Supper?
- 9) Now there was an argument among the disciples, as to which of them should be considered the _____. (Luke 22)
- 10) Which disciple left the room to betray Yeshua?
- 11) "I am the way, the _____, and the life. No one comes to the Father except through Me." (John 14)

DOWN

- 1) "A new _____ I give to you, that you love one another as I have loved you..." (John 13)
- 2) Which disciple did not want Yeshua to wash his feet?
- 4) "This is My _____ given for you; do this to remember Me." (Luke 22)
- 5) "Let the greatest among you become like the youngest, and the leader as one who _____." (Luke 22)
- 7) Yeshua and His disciples ate a meal of _____ and wine. (Mat 26)
- 10) Yeshua sent Peter and _____ to prepare the meal in the Upper Room.

For more free Bible resources and Teacher Packs including coloring pages, worksheets, quizzes and more visit our website at:
www.biblepathwayadventures.com