









The Lost Sheep - Plan

- **Activities:** Find the cuddly sheep/sheep template from below. If you have neither, you could use coins as from the parable of the Lost Coin (Luke 15:8-10)
- Make a fluffy handprint sheep or a toilet roll sheep or a paper sheep; colour a shepherd and sheep picture; see if you can do any of the puzzle pages (see the sheets below for all of these activities)
- Ask the children if they have ever lost anything or been lost? What did they do? How did they feel?
- Watch the video or read the Lost Sheep story together (Luke 15:4-7). Can the children tell you what it means?
- **Meaning:** God loves and cares for us very much. Even when we wander away from him and his ways, he calls us back and will not stop looking for us until he finds us. We all wander off or get things wrong from time to time. It's good to ask God for his forgiveness – that way we'll understand how to live life better and understand more of just how much God loves us.
- Ask the children if there is anything, they think they need to ask for forgiveness for? Perhaps give an age appropriate example from your own life and pray together.
- **Prayer:** 'Dear God, we thank you for your loving kindness, for caring about us so much that you will not stop looking for us till we are found. Thank you for your forgiving heart. Please forgive us for the things we have done wrong, [*you could name the thing(s) that have been mentioned here*] and help us to love other people in the same way that you love us. Amen'
- For older children: You could ask them what a parable is?
- **A parable** is a story with a meaning – a story which helps us to understand God better. Jesus told them using everyday events and things that people of the time would easily understand. For example, Jesus tells lots of parables about farming, shepherds, money and those in need - all things the people Jesus spoke to knew well.


- Can you/they think of a time when they felt far from God? How might we be able to know God's closeness in these times?

Sheep templates for sheep search




Sheep role-play masks

Cut out the masks and eye holes, and attach to a lollipop stick for children to hold when role-playing.



sheep





Lamb Toilet Paper Roll Craft

contributed by Leanne Guenther DLTk Crafts for Kids

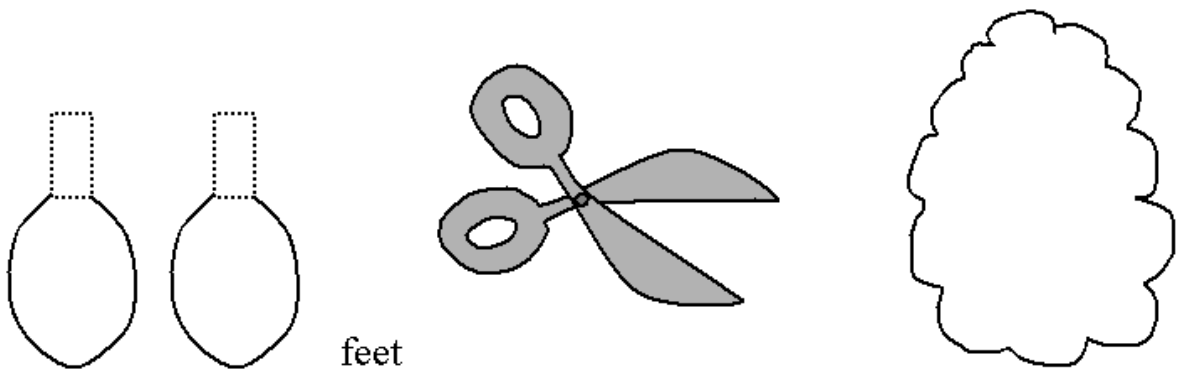

This is a simple three-dimensional lamb craft that is fun for kids to make and play with.

Materials:

- toilet paper roll or cardboard tube,
- printer,
- something to colour with,
- scissors,
- glue,
- paper

Instructions:

- Print out the craft template.
- Colour (if using a black and white version of the craft) and cut out the template pieces.
- Glue the large rectangular piece on first to cover the tube. Toilet paper rolls come in different sizes, so if you find the rectangle is a bit too big, just trim it down. If you find it's a bit too small, just cut out another small piece to fill in the gap.
- Glue on the head, arms and chest.
- Fold the feet tabs and glue to the inside, bottom of the toilet paper roll.
- Glue the shears into one of the hands



DLTK's Crafts for Kids




Handprint Lamb Craft

contributed by Leanne Guenther DLTk's Crafts for Kids

This is a cute and easy handprint craft suitable for preschool children.

Materials:



- black or white card or paper (or grey)
- glue,
- white pencil crayon or a silver marker
- cotton balls.
- scissors.
- Optional: Googly Eyes you could draw them on instead.

- **Instructions:**

- Place your hand on the paper.



-
-
- Your fingers should be slightly spread but the thumb should be out as far as possible.
- Fingers are legs and thumb is the head.
- Trace your handprint.
- Glue cotton wool/paper/kitchen/toilet roll all over the handprint but leave the tips of the fingers and thumb cotton free.
- Glue small goggly eyes onto the head (tip of thumb) or use pencil to draw eyes.



Use a white pencil crayon or silver marker to add a smile.



Make cupcakes using your usual recipe or the recipe below: -

Makes 12 cakes

90g self-raising flour

90g caster sugar

90g soft margarine or softened butter

2 medium eggs

½ teaspoon of vanilla essence (Optional)

Heat Oven 190c 375f gas mark 5, put paper cases into cupcake tray. Sieve flour into large bowl. Add sugar, margarine and Vanilla (if using). Break eggs into a cup then add to mixture, stir everything together until smooth and creamy. Use a teaspoon to divide between the cases. Bake for 15minutes until firm and golden. Once removed from the oven leave for a couple of minutes and place cakes in cases on a wire rack to cool while you prepare the icing.

1. White Icing

or

2. Butter cream Icing

175g icing sugar

1½ tbsp. warm water

100g unsalted butter

225g icing sugar


1 tbsp. milk

1. Sift the icing sugar into a bowl. Stir in the warm water to make a smooth thick paste. If you need to add more water do a tablespoon at a time so not to make the icing too runny.
2. Put butter in a bowl beat with a spoon until soft and creamy. Sift in the icing sugar and stir it in add the milk and beat until the buttercream is pale and fluffy

Ice the cakes and stick the mini marshmallows to it so the cake is completely covered. Then take two chocolate buttons, one for the sheep's face, break the other one in half and use for ears holding in place with a blob of icing. Blob some icing on the face for eyes. Enjoy your lost sheep cakes.

Lost Sheep Maze

Help the shepherd find his lost sheep.



Lost Coin Word Search


A P E E H S T A

P R A Y O J S S

D W D Z W M O K

R E P E N T L K

ask
joy
lost
pray
repent
sheep




Lost Coin Word Search


N O I T A R B E L E C H N T P
Y J S E P S W K Z D X C I N A
A R D E C A K Y H S C R N A R
S E E S I R A H P H E A E T A
N H O S H E P H E R D E T N B
S R E Y A R P A H S C S Y E L
T F O R G I V E N E S S N P E
F O U N D E A I L O S T I E J
I T B P N R O U O J S V N R O
T B W T T C T H G I L Z E P Y

ask
celebration
coins
forgiveness
found
heart
heaven
joy
light

lost
ninety-nine
parable
Pharisees
prayer
repentant
search
sheep
shepherd



Lost Sheep/Coin Crossword



Word List:

ask celebration
heart repentant
joy ninety-nine
Pharisees sheep
light shepherd

Across

2. These were the people that didn't think they needed forgiveness.
4. The shepherd cares for all of his ____.
6. This is the number of sheep the shepherd left to find the lost one.
8. God has a ____ when we repent and ask for forgiveness.
9. When we look for something lost we usually turn this on.

Down

1. To be forgiven we just need to pray and ____ for forgiveness.
3. When we are truly sorry for our sin that is when we have a ____ heart.
4. God cares for us even more than a ____ loves his sheep.
5. If you have a repentant ____ Jesus is ready to forgive you if you ask Him.
7. There is great ____ with all of God's angels over one sinner who repents.

Unscramble the letters to find the words in our

The Lost Sheep/ Coin Anagram



Word List:

celebration, coins, forgiveness, ninety
nine, Pharisees, prayer, repent, search,
sheep, shepherd

eefginorssv _____

eehps _____

einnty einn _____

cinos _____

eenprt _____

abceeilnort _____

aeprry _____

deehhprs _____

acehrs _____

aehiprss _____

