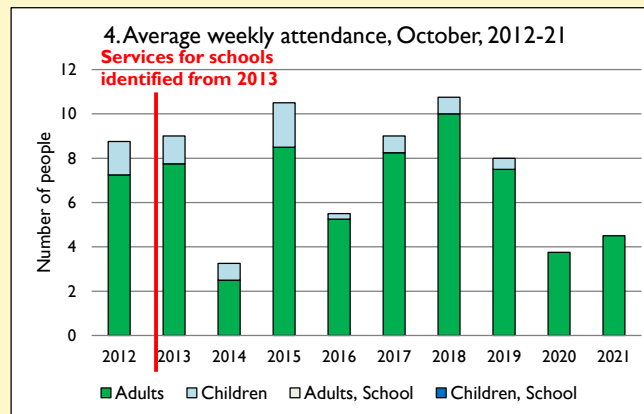
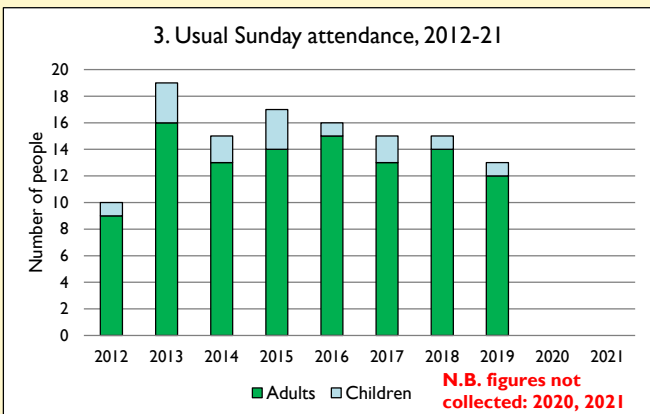
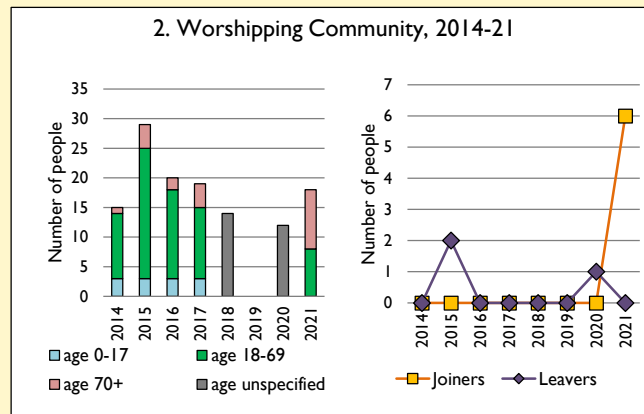
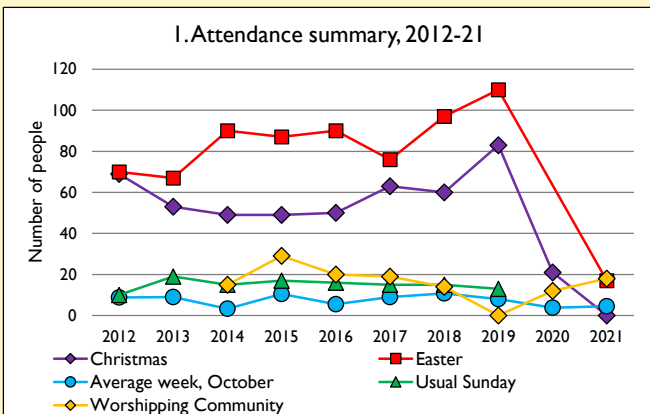


# Dashboard for the parish of Iken: St Botolph in the Deanery of Woodbridge



## Parish census and deprivation summary

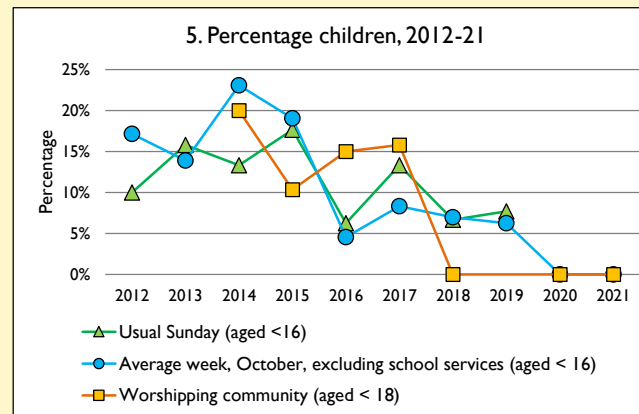
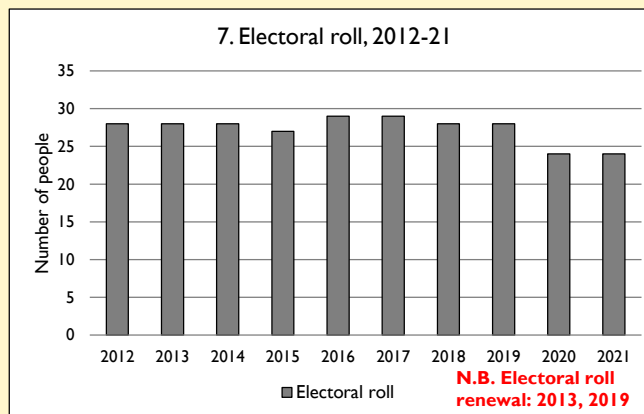
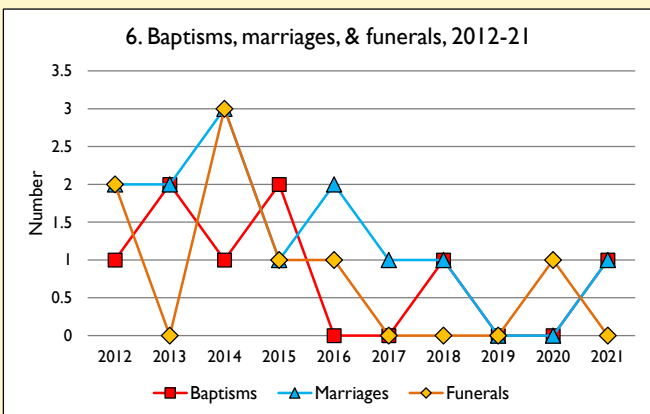
Parish population (2018): 96

	Parish	Diocese	National
% aged 0-17	20%	21%	21%
% aged 18-44	27%	33%	37%
% aged 45-64	41%	27%	25%
% aged 65 & over	11%	20%	16%
% Christian	66%	61%	59%
% non-Christian religion	0%	2%	9%

Parish deprivation rank (IMD, 2019): 5005  
(1=most deprived parish in the Church of England, 12,307=least deprived)

For more detailed census & deprivation info: see <http://arcg.is/1RaS4CS>  
<https://www.churchofengland.org/researchandstats>  
and <http://www2.cuf.org.uk/poverty-england/poverty-map>

Number of churches in parish (2022): 1 Parish code: 330157



This dashboard contains figures as submitted by churches currently in the parish  
**Attendance statistics:** taken from annual Statistics for Mission returns.  
Average weekly attendance: attendance at Sunday and midweek church services & fresh expressions in October; Figs 1 & 5 do not include attendance at services for schools.  
Easter: Easter Eve & Easter Day; Christmas: Christmas Eve & Christmas Day.  
Baptisms: all baptisms & thanksgivings.  
Marriages: marriages and services of prayer & dedication after civil marriages.  
Funerals: those held in church & at crematoria/cemeteries.  
Because of pandemic-related church closures, Easter figures were not collected in 2020.

**Census data:** taken from the 2011 national Census and the 2018 population update.  
**Deprivation statistics:** IMD taken from the English Indices of Deprivation, published by the Ministry of Housing, Communities & Local Government, Sept 2019.  
The above statistics have been mapped onto parish boundaries so are approximations.  
For more information, see:  
<https://www.churchofengland.org/researchandstats>

Variations in attendance from year to year may be the result of changes in the number of churches that submitted returns, or changes in parish/benefice structure.

Number of churches included in returns: 2012 1; 2013 1; 2014 1; 2015 1; 2016 1; 2017 1; 2018 1; 2019 1; 2020 1; 2021 1.

Produced by the Research and Statistics Unit, Church House, Great Smith Street, London SW1P 3AZ. Date of production: 25/5/22.

Every effort has been made to ensure that data are reliable. We would be pleased to be notified of any significant errors or omissions by email to [statistics.unit@churchofengland.org](mailto:statistics.unit@churchofengland.org)

Follow us on Twitter:  
[@cofestats](https://twitter.com/cofestats)

