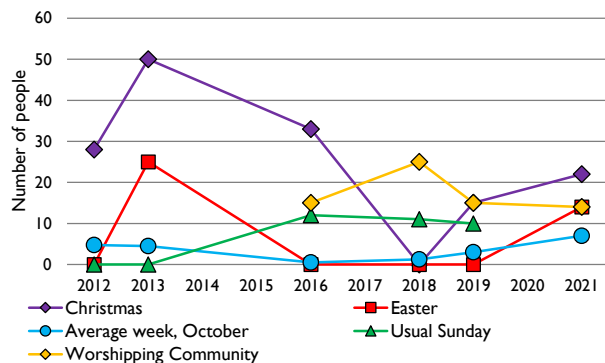
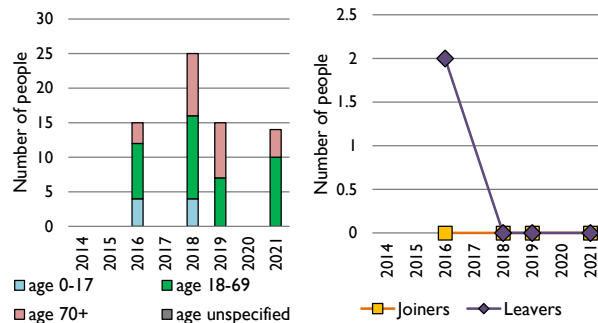


Dashboard for the parish of Higham Green: St Stephen in the Deanery of MILDENHALL

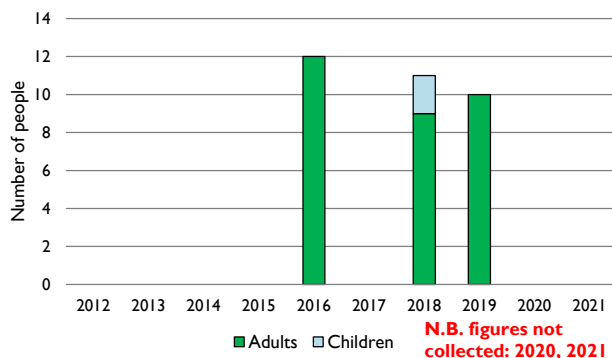
1. Attendance summary, 2012-21



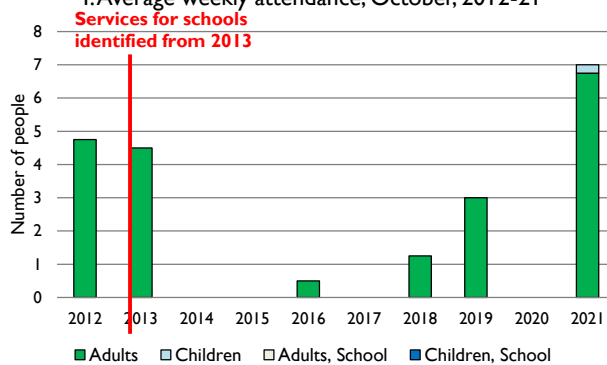
2. Worshipping Community, 2014-21



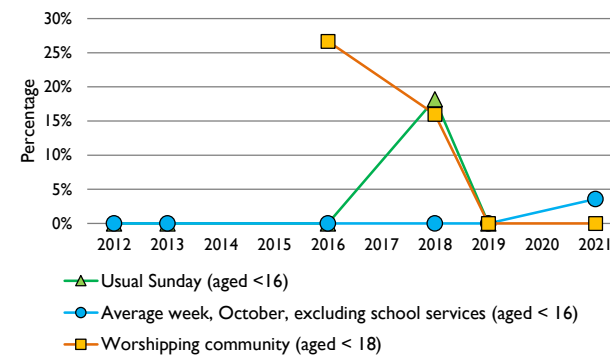
3. Usual Sunday attendance, 2012-21



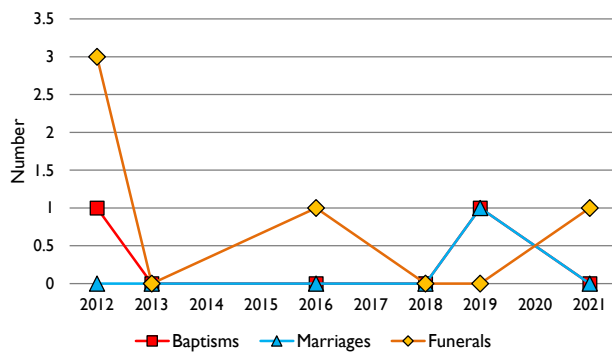
4. Average weekly attendance, October, 2012-21



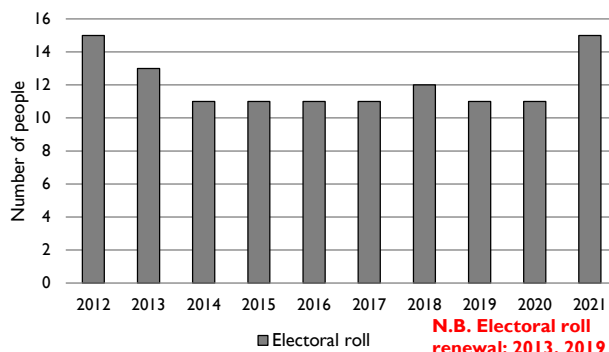
5. Percentage children, 2012-21



6. Baptisms, marriages, & funerals, 2012-21



7. Electoral roll, 2012-21



Parish census and deprivation summary

Parish population (2018): 153

	Parish	Diocese	National
% aged 0-17	26%	21%	21%
% aged 18-44	34%	33%	37%
% aged 45-64	26%	27%	25%
% aged 65 & over	14%	20%	16%
% Christian	73%	61%	59%
% non-Christian religion	1%	2%	9%

Parish deprivation rank (IMD, 2019): 5043

(1=most deprived parish in the Church of England, 12,307=least deprived)

For more detailed census & deprivation info: see <http://arcg.is/1RaS4CS>

<https://www.churchofengland.org/researchandstats>

and <http://www2.cuf.org.uk/poverty-england/poverty-map>

Number of churches in parish (2022): 1

Parish code: 330267

Variations in attendance from year to year may be the result of changes in the number of churches that submitted returns, or changes in parish/benefice structure.

Number of churches included in returns: 2012 1; 2013 1; 2014 0; 2015 0; 2016 1; 2017 0; 2018 1; 2019 1; 2020 0; 2021 1.

Produced by the Research and Statistics Unit, Church House, Great Smith Street, London SW1P 3AZ. Date of production: 25/5/22.

Every effort has been made to ensure that data are reliable. We would be pleased to be notified of any significant errors or omissions by email to statistics.unit@churchofengland.org



Follow us on Twitter:

@cofestats



Research and Statistics