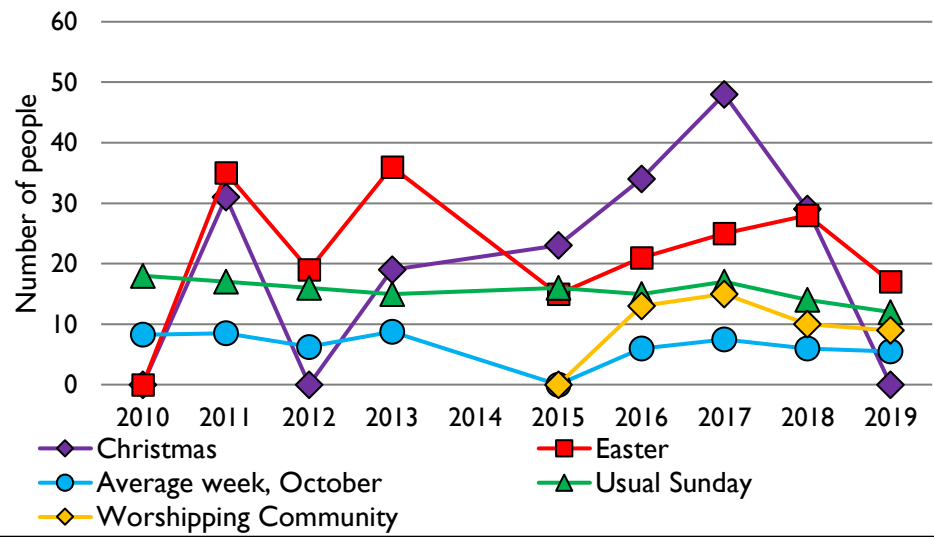
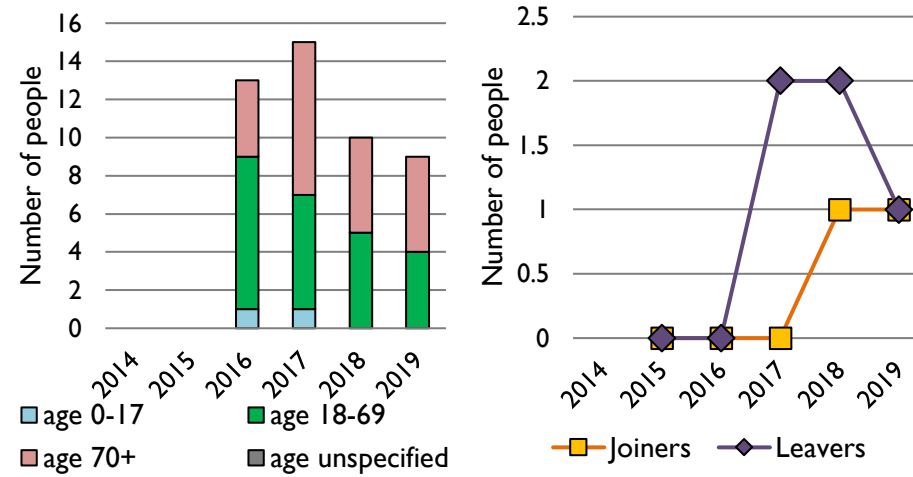


# Dashboard for the parish of Hawkedon: St Mary in the Deanery of CLARE

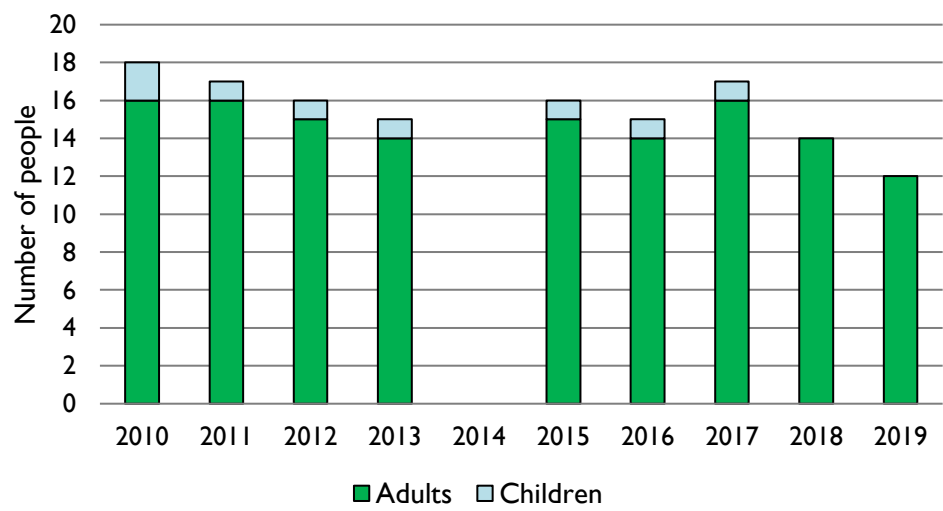
### 1. Attendance summary, 2010-19



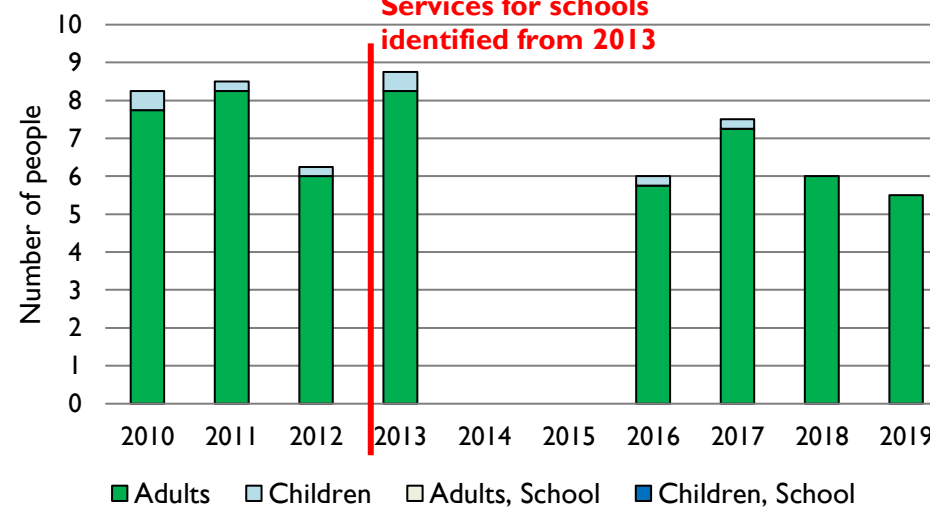
### 2. Worshipping Community, 2014-19



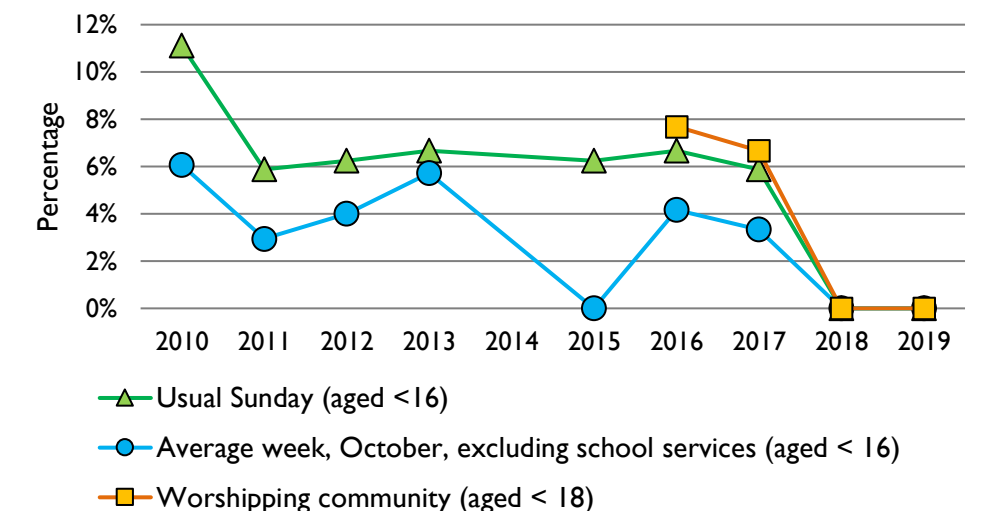
### 3. Usual Sunday attendance, 2010-19



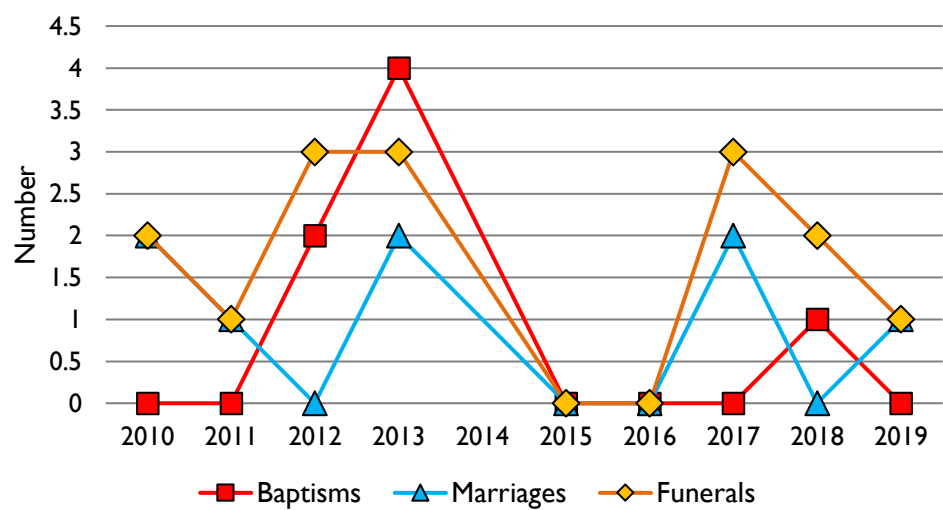
### 4. Average weekly attendance, October, 2010-19



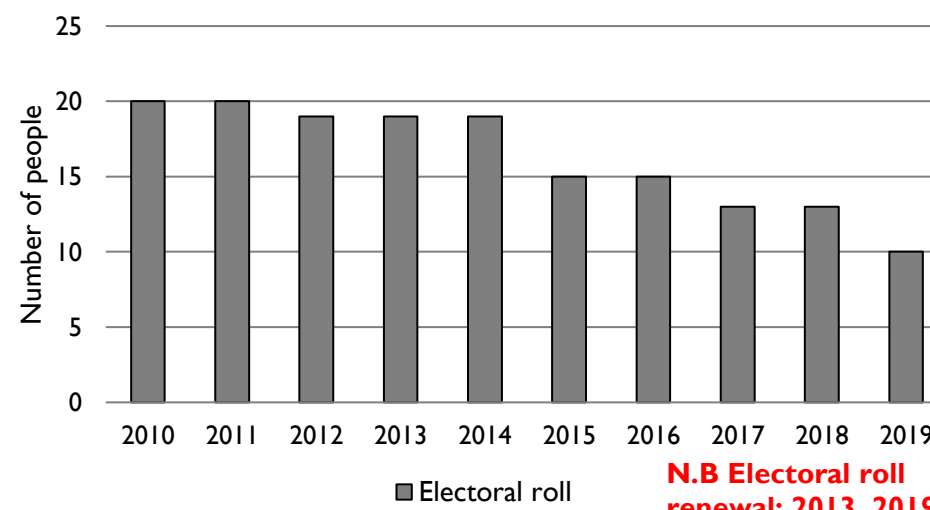
### 5. Percentage children, 2010-19



### 6. Baptisms, marriages, & funerals, 2010-19



### 7. Electoral roll, 2010-19



## Parish census and deprivation summary

Parish population (2018): 130

	Parish	Diocese	National
% aged 0-17	21%	21%	21%
% aged 18-44	21%	33%	37%
% aged 45-64	34%	27%	25%
% aged 65 & over	25%	20%	16%
% Christian	62%	61%	59%
% non-Christian religion	5%	2%	9%

Parish deprivation rank (IMD, 2019): 6186

(1=most deprived parish in the Church of England, 12,382=least deprived)

For more detailed census & deprivation info: see <http://arcg.is/1RaS4CS>

<https://www.churchofengland.org/researchandstats>

and <http://www2.cuf.org.uk/poverty-england/poverty-map>

Number of churches in parish (2020): 1

Parish code: 330181

Variations in attendance from year to year may be the result of changes in the number of churches that submitted returns, or changes in parish/benefice structure.

Number of churches included in returns: 2010 1; 2011 1; 2012 1; 2013 1; 2014 0; 2015 1; 2016 1; 2017 1; 2018 1; 2019 1.

Produced by the Research and Statistics Unit, Church House, Great Smith Street, London SW1P 3AZ. Date of production: 23/9/20.

Every effort has been made to ensure that data are reliable. We would be pleased to be notified of any significant errors or omissions by email to [statistics.unit@churchofengland.org](mailto:statistics.unit@churchofengland.org)



Follow us on Twitter:

@cofestats

