

## Working on Worship (8)

# Using a Values- based CW Programme



'Values for Life' was a popular resource from Gloucester Diocese, based on 18 VALUES which helped Church schools programme their Christian worship but was broad enough for Community schools to use too. The values chosen were 'shared' but also explored a **specific Christian perspective**. The original resource is out of print though still much in use. It was one of the early resources to promote 'values', following the pioneering work of Neil Hawkes at West Kidlington whose 22 values and programme of values-based education has been internationally successful.

**'Values for Life'** consisted of 3 years' material for Collective Worship broken into half-termly themes based on 18 Christian values, many of which overlap with those of Neil Hawkes. The values were explained in Christian terms but allowed for other perspectives. They were linked to Bible stories, lives of Christians, children's story books and famous stories from other faiths.



Each value was looked at for a half-term and different aspects of that value looked at each week. A set of useful key questions helped staff and pupils discuss and embed the values into school life.

The format of looking at different values as a strategy for planning CW has been highly successful, enabling schools to build a coherent and structured long-term CW programme simply. The seasons of the Christian year are easily overlaid / woven into the programme.




**'Roots and Fruits'** is the successor to 'Values for Life' and published by Imaginor. It continues the idea of basing a CW programme on values and keeps 12 of the previous values. It develops idea that these values have roots in Christian teaching and that practising the values will grow 'spiritual fruit' – this mirrors the **Church of**

**England Vision for Education: Deeply Christian, Serving the Common Good.**

The book also develops more structured acts of worship and the plays, prayers related to the values, special symbols for each value, quotations, and suggestions for songs are all useful additions.

**Roots and Fruits (2)** looks at the teaching of Jesus and unpacks 6 more values, including **Joy, Peace**, and the values included in the Church of England Vision for Education: **Wisdom, Community, Hope and Dignity**. It includes lives of famous Christians as examples of values being lived out.



Other books and resources which complement this series include classroom assembly books for EYFS and KS1 children, which provide model acts of worship around values for these age-ranges, while also teaching a useful structure for the acts of worship. Jack in the Box, Oscar out of the Box, etc are all available along with other resources at:

[www.imaginer.co.uk](http://www.imaginer.co.uk)

## Enriching Values-based Collective Worship

Schools have suggested the following based on their experiences:

1. **Hold a half-termly staff meeting to prepare for the next value.** Discuss Christian teaching about the new value, discuss implication for staff and school more widely and plan staff involvement in the new programme.
2. **Display the key theme in letters big enough to be seen.** Large letters on A4 paper, individual letters on the side of stacked photocopy paper boxes, banners - make an impact, think big! Add quotations to walls. Create photos of children 'acting out' the value.
3. **Buy the 'Reflecting on Values' pack** for display ideas on each theme or design your own. Children or staff can set them up and add to them as the theme progresses. Individual class assemblies could be held around the display. <https://www.gloucester.anglican.org/schools/jumping-fish-publications/values-education/>
4. **Give regular visitors the themes ahead of time.** Clergy should have access to planning materials so they can complement them. Visitors may stick to the theme or do their own thing; if the theme is looked at robustly, an occasional deviation will not hurt.
5. **Use pictures / images for each sub-theme.** Choose good pictures, maybe of the stories, used to build up a display which can be seen and referred to easily children come into the hall.
6. **Select an image / object to symbolise the value** OR **learn the BSL sign** so children make a deeper connection with the value itself.
7. **Write a special prayer for each value** – children can help with this. Roots and Fruits uses a special 'values' prayer.

8. **Sing theme songs for each value**, but not every day for 6 weeks! A good source of such songs is James Wright – see [Resources](#) below.
9. **Celebrate examples of Values being lived out.** Give awards to children / staff who demonstrate examples of the values being lived out. Highlight examples being lived out in the news, including those which aren't being covered at the time.
10. **Spend time explaining the Christian values clearly** to TAs. MDSAs etc so they can help awarding them for the right thing. One school gave a swatch for the staff lanyards which explained the Christian view of the value in a few sentences. They could then refer to it before deciding.
11. **Collect additional resources** e.g. creating a wider selection of Bible Storybooks to read in CW and asking older pupils or parents to trawl the library for story books and recording the 'Values' they support
12. **Send staff and governors on a 'learning walk' around the school**, to look for evidence of how individual values are demonstrated in classrooms.

And why not learn a Bible verse for each value so the whole school can make the link with Christian teaching in the Bible. 'Roots and Fruits' will help but local Christians can help as can anyone willing to use a search engine and the internet! Use [www.biblegateway.com](http://www.biblegateway.com) for example.

## Reflecting back / Class Assemblies

Allocate one class the responsibility for each of Weeks 1 to 5 of your Collective Worship programme each term. This class should reflect on what they liked or learnt from their particular week. In **Week 6** they lead a simple act of worship for the whole school retelling the story they liked best, saying why, reporting on any class thoughts on their aspect of the Value, choosing a song and including a prayer.

To enable this to happen in Week 6, consider developing a once-a-week Reflective Circle assembly in individual classes. This could review stories told in one of the whole school assemblies or share thoughts on the theme rather than always moving on. The children could then decide what they want to revisit with the whole school.

Try this pattern: *Gather class in circle. Light a candle. Retell story together. Share thoughts. Sing quietly, or say a prayer together e.g. Lord's Prayer or a school prayer. Extinguish candle.*

## Involving the Parents

Many schools provide regular details about the next term's curriculum. It makes sense to tell parents about the value being considered as a whole school in Collective Worship and in the general life of the school. A note to parents could be brief or go into detail providing not just the name of the value itself e.g. Compassion, but also:

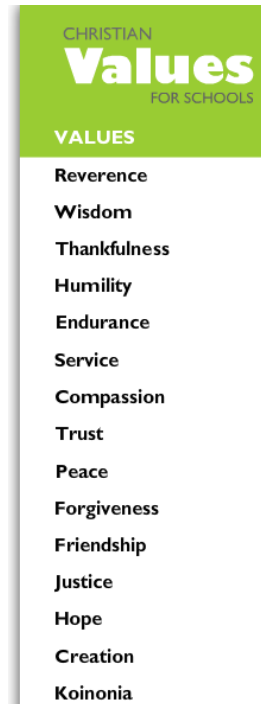
- the value and its subheadings.
- a linked Bible text or picture of a Bible story
- a question to think about

Families could be challenged to find pictures, stories and news items on the theme or to use the Imaginor 'Home School values' sheets. Find on the Imaginor website.

## The Christian foundations for Values

'Christian Values for Schools' is another values-based resource. This does not plan CW but is a good source of explanation of Biblical Christian teaching on a range of Values. It promotes clear ways of living out Values, e.g. Forgiveness and Service, in the day-to-day activities of a busy school environment.

Some values overlap with other resources and a few which differ, for example in this resource, the value 'koinonia' or 'fellowship' is introduced as a way of looking at how Christians celebrate and build their sense of community as believers together. <http://www.christianvalues4schools.co.uk/>



## Other resources to enrich 'Values' assemblies


The following resources will also enrich the Values programme:

<http://www.barnabasinschools.org.uk/> - offers assembly materials for both SEAL and a Values programme.

<http://www.assemblies.org.uk/search/index.php> - search facility on archive section gives all assemblies on a theme e.g. forgiveness

<http://valueseducationpublishing.com> – part of the much wider work of Values education as started at Kidlington. 22 values promoted, again some useful overlap and resources such as posters.

<http://www.gottalife.com/productions/home.htm> - songs for Collective Worship based on Neil Hawkes values but overlapping with other resources. Some more Christian songs are found on Sing Out volumes 5 and 6 – Community / Wisdom / Hope / Peace.



**Lastly don't throw out all those older assembly books.** They often portray Christian values very well. The secret is to trawl the books and write potential values next to each story and then transfer them into the CW planning notes. Y6 pupils, governors or parents could be given a list of Values and note 1 or 2 values the story best illustrates.



**And remember St Paul's 'Fruit of the Spirit':** Love, Joy, Peace, Patience, Kindness, Goodness, Faithfulness, Gentleness and Self-control (Bible: Galatians chapter 5 v.22).