





Theme: Service Washing of disciples feet John 13:4-17



1 Snack idea	Biscuits, toast	This could be anything, but set up a café style area if possible and 'serve' the families. You could do this simply, or you could make it as grand as you feel able!	
2 Craft or Game	Craft	<ul style="list-style-type: none"> • Draw around one hand and one foot on paper and cut out the shape. Decorate the shape and then write/draw as many things on the hand shape that you could do to help (serve) others. Save the foot for later! 	
3 Lighting the candle	Use the same words as the school when lighting the candle.		
4 Welcome	Song: Prayer:	You could use ' welcome everybody ' by Fischy music You could use this gathering prayer by Sam Hargreaves	
5 Collect	Say: A collect is a gathering prayer	The collect for the day can be found here: Join us in a service of Daily Prayer The Church of England , then select Morning Prayer and scroll to the end to find the collect.	
6 Bible passage	Say: We are reading a story (that has been adapted) from the Bible today so that we can hear God's word and learn about Him.	John 13:4-17 Washing of disciples feet Ideas to re-tell the story: <ul style="list-style-type: none"> • You could watch this Bible story here: Saddleback Kids' cartoon of story • Act out the story • Use Lego Bricks to re-tell the story/Godly Play style. 	
7 Biblical link	Why it matters	Discuss: <ul style="list-style-type: none"> • What does this story teach us about Jesus? • What does it teach us about how Jesus wants us to serve others? • How could you help and serve others? Write or draw your thoughts on your foot shaped cut out.	
8 Take away response	Say: How will you respond to the message we have heard from God today?	Practice saying thank you to other people for things and try saying thank you to God every day and recognising what He does in your life. Keep your eyes and ears open to what God is doing. This will keep your heart thankful and is one way to live life to the full. Grace - Start the good habit of saying thank you to God for food before you eat. (explain this is sometimes known as saying Grace). Teach them the Superman Grace: To the tune of Superman – Thank you Lord for giving us food, Thank you Lord for giving us food, for the food we eat and the friends we meet, Thank you Lord for giving us food. (see here: superman grace youtube) Use journals/Blessings Jar to write down something every day/ week to say thank you to God.	

<p>9 Prayer</p>	<p>Say: We say prayers to talk to God ...</p>	<p>Lord God may we be your hands and feet here on earth. Take our hands and use them to bless. Take our feet and help us to do your will. And most of all help us to see the world through your eyes. Amen.</p>	
<p>10 Song</p>	<p>Say: We sing songs to praise God and thank God</p>	<p>Sing Big Family of God: https://youtu.be/UEvJzOxm6zs</p>	
<p>11 The Lord's Prayer</p>	<p>Use the same version as the school.</p>	<p>Ask people to pray using whichever version they know</p>	
<p>12 Blessing</p>	<p>Say: We are now to go out, empowered by Jesus' special presence with us.</p>	<p>Ask everyone to hold the hand and foot that they have made today. Pray: Loving God as we leave here today bless us with your love and care and help us to bless others by our actions. Amen.</p>	

Symbols for Spiritual Styles

Symbols for Learning Styles



Word
the path of the intellect



Symbol
the journey of mystery



Emotions
the way of the emotions



Action
The road to justice



Visual



Kinaesthetic



Auditory



Read/Write

You can read more about Spiritual Styles at rootsontheweb.com or [Going 4 Growth](http://Going4Growth.com) (www.going4growth.com/growth_in_faith_and_worship/spirituality/spiritual-styles)

You can unsubscribe from these emails at any time, please reply Unsubscribe.



www.cofe-worcester.org.uk



THE CHURCH OF ENGLAND
DIOCESE OF WORCESTER