

Dashboard for the parish of St Luke Maidstone + Christchurch Park Wood in the Deanery of Fresh expressions of Church

Parish census and deprivation summary

Parish population (2018): missing

	Parish	Diocese	National
% aged 0-17	missing	21%	21%
% aged 18-44	missing	34%	37%
% aged 45-64	missing	26%	25%
% aged 65 & over	missing	19%	16%
% Christian	missing	62%	59%
% non-Christian religion	missing	3%	9%

Parish deprivation rank (IMD, 2019): missing

(1=most deprived parish in the Church of England, 12,382=least deprived)

For more detailed census & deprivation info: see <http://arcg.is/1RaS4CS>

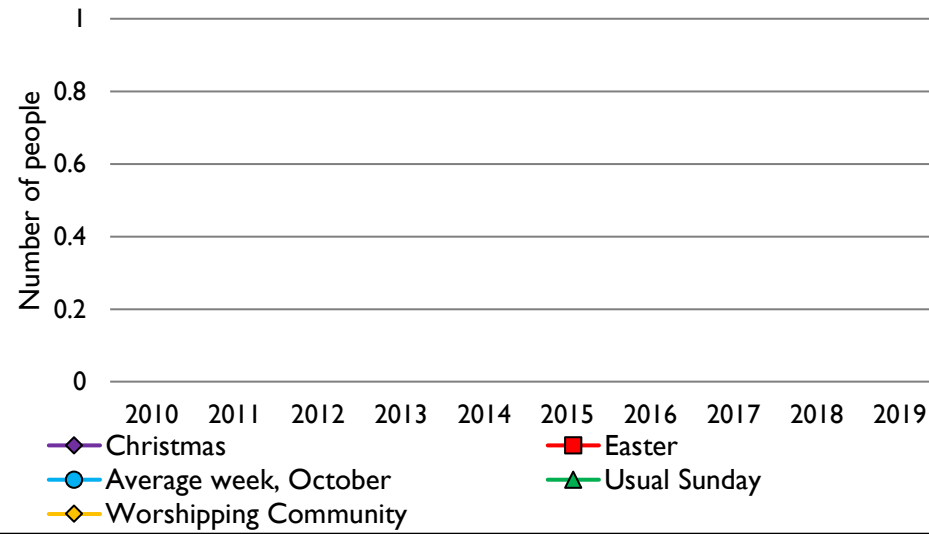
<https://www.churchofengland.org/researchandstats>

and <http://www2.cuf.org.uk/poverty-england/poverty-map>

Number of churches in parish (2020): 1

Parish code: 567012

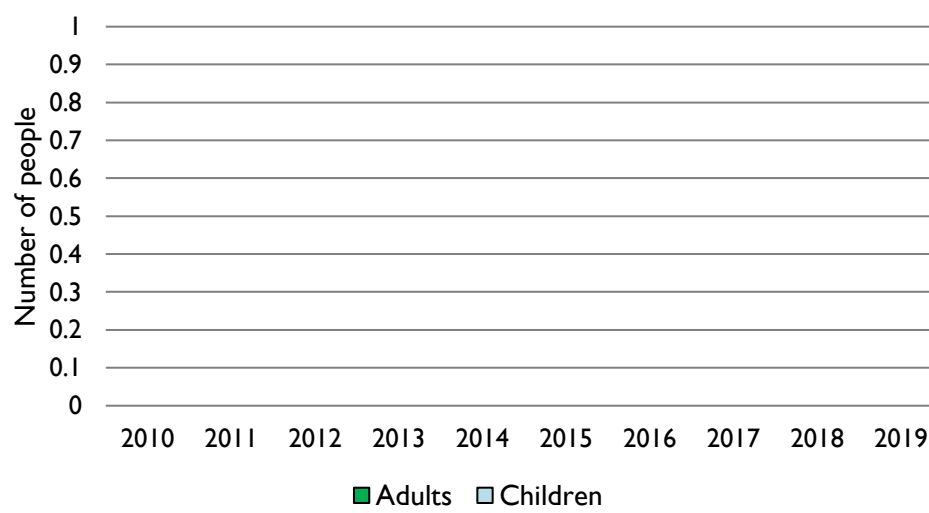
1. Attendance summary, 2010-19



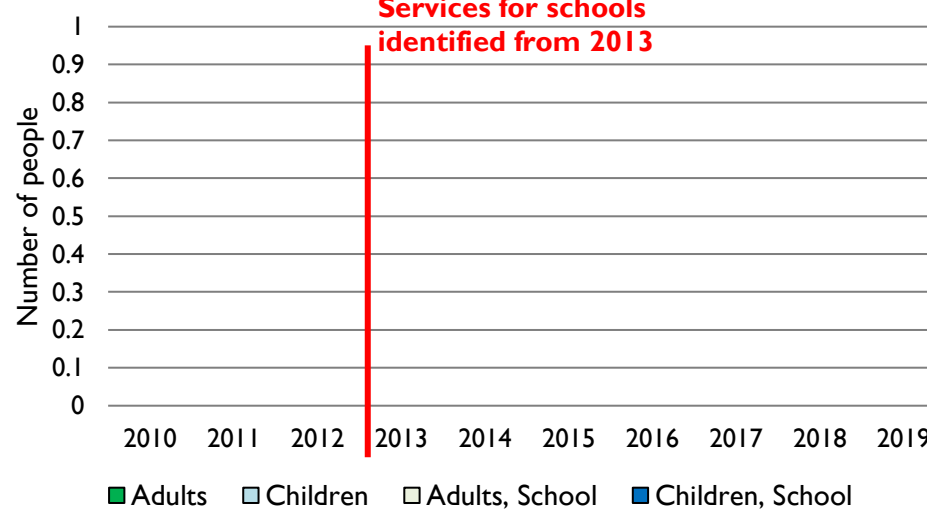
2. Worshipping Community, 2014-19



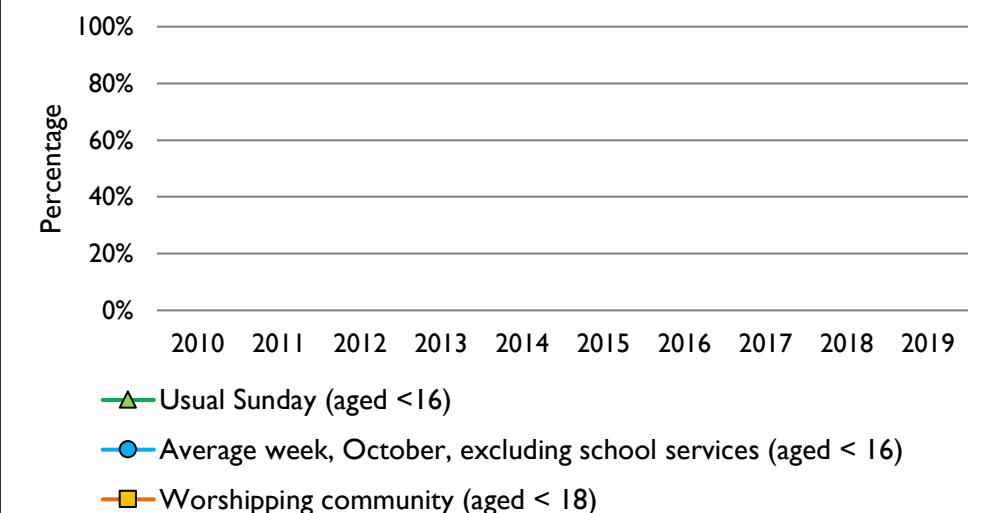
3. Usual Sunday attendance, 2010-19



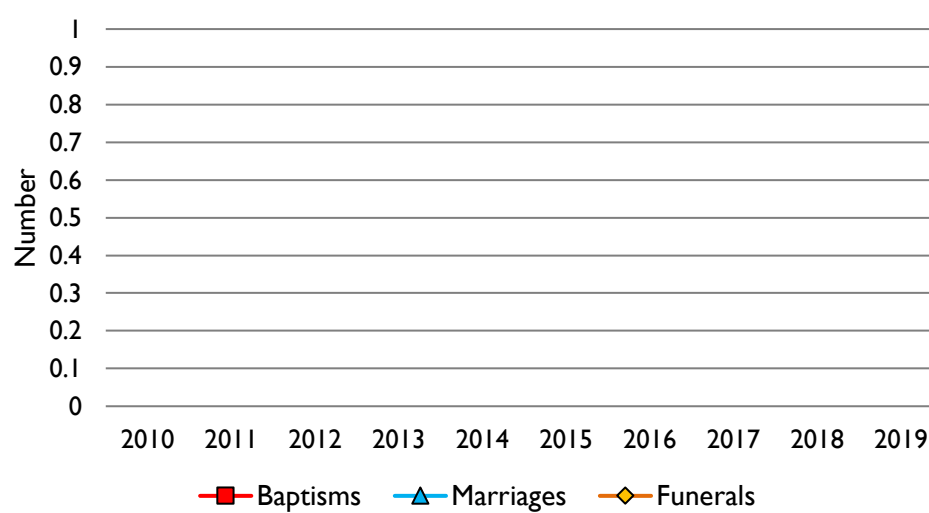
4. Average weekly attendance, October, 2010-19



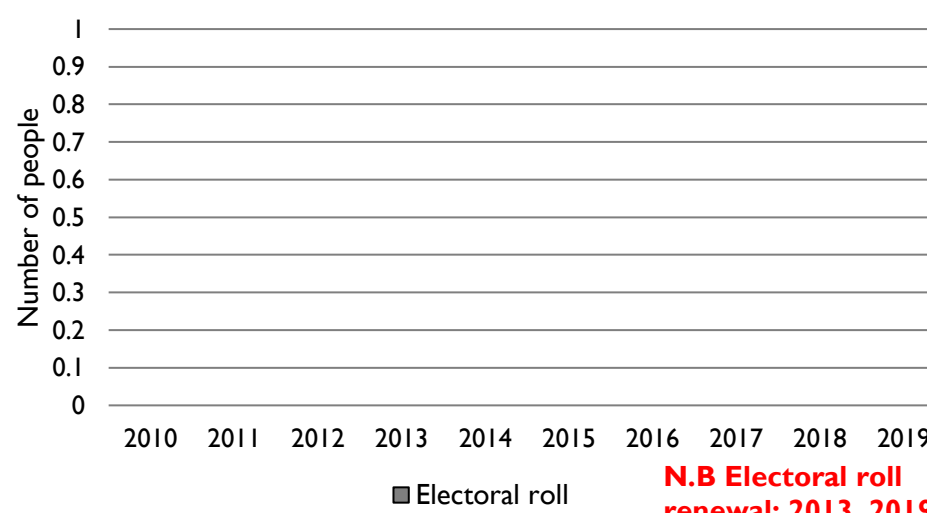
5. Percentage children, 2010-19



6. Baptisms, marriages, & funerals, 2010-19



7. Electoral roll, 2010-19



This dashboard contains figures as submitted by churches currently in the parish

Attendance statistics: taken from annual Statistics for Mission returns.

Average weekly attendance: attendance at Sunday and midweek church services & fresh expressions in October; Figs 1 & 5 do not include attendance at services for schools.

Easter: Easter Eve & Easter Day; Christmas: Christmas Eve & Christmas Day.

Baptisms: all baptisms & thanksgivings.

Marriages: marriages and services of prayer & dedication after civil marriages.

Funerals: those held in church & at crematoria/cemeteries.

Worshipping Community information has been collected from 2012 onwards.

Census data: taken from the 2011 national Census and the 2018 population update.

Deprivation statistics: IMD taken from the English Indices of Deprivation, published by the Ministry of Housing, Communities & Local Government, Sept 2019.

The above statistics have been mapped onto parish boundaries so are approximations.

For more information, see:

<https://www.churchofengland.org/researchandstats>

Variations in attendance from year to year may be the result of changes in the number of churches that submitted returns, or changes in parish/benefice structure.

Number of churches included in returns: 2010 0; 2011 0; 2012 0; 2013 0; 2014 0; 2015 0; 2016 0; 2017 0; 2018 0; 2019 0.

Produced by the Research and Statistics Unit, Church House, Great Smith Street, London SW1P 3AZ. Date of production: 23/9/20.

Every effort has been made to ensure that data are reliable. We would be pleased to be notified of any significant errors or omissions by email to statistics.unit@churchofengland.org



Follow us on Twitter:

@cofestats

