

Dashboard for the parish of Brookland: St Augustine & Fairfield: St Thomas Becket in the Deanery of Romney and Tenterden

Parish census and deprivation summary

Parish population (2018): 536

	Parish	Diocese	National
% aged 0-17	22%	22%	21%
% aged 18-44	27%	34%	37%
% aged 45-64	31%	26%	25%
% aged 65 & over	19%	19%	16%
% Christian	69%	62%	59%
% non-Christian religion	0%	3%	9%

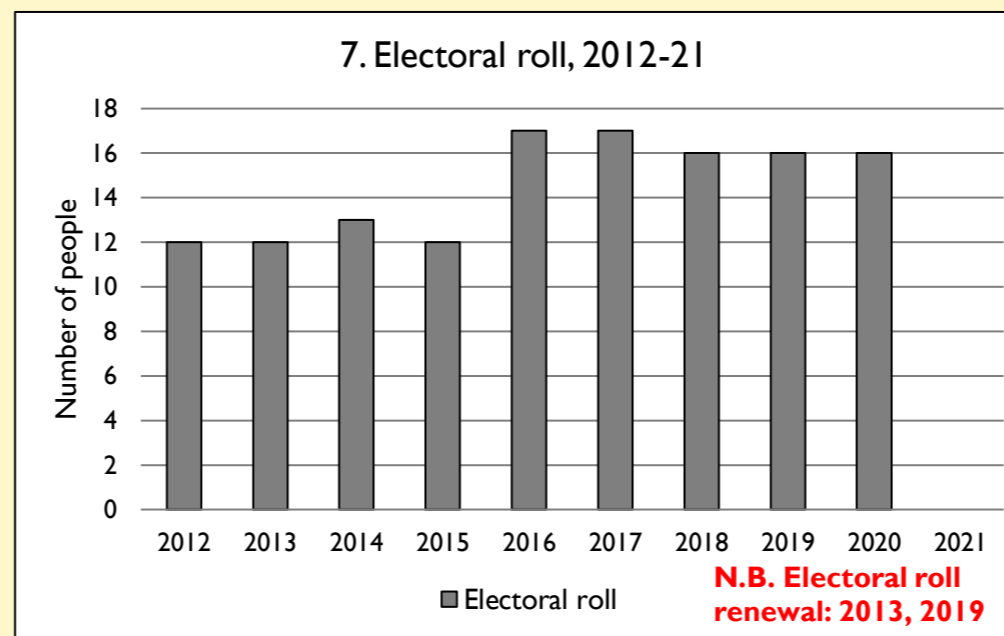
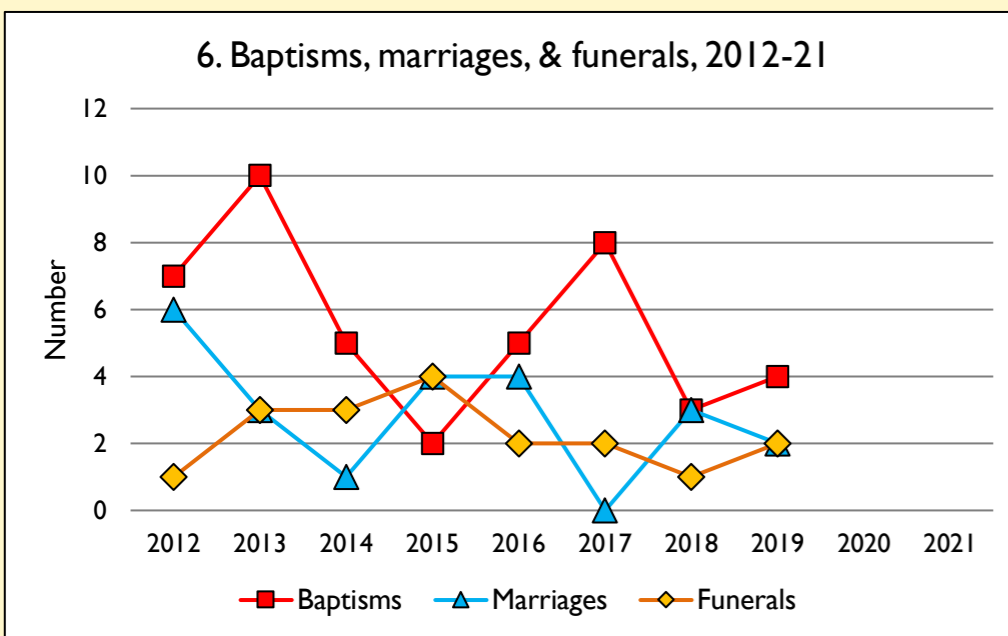
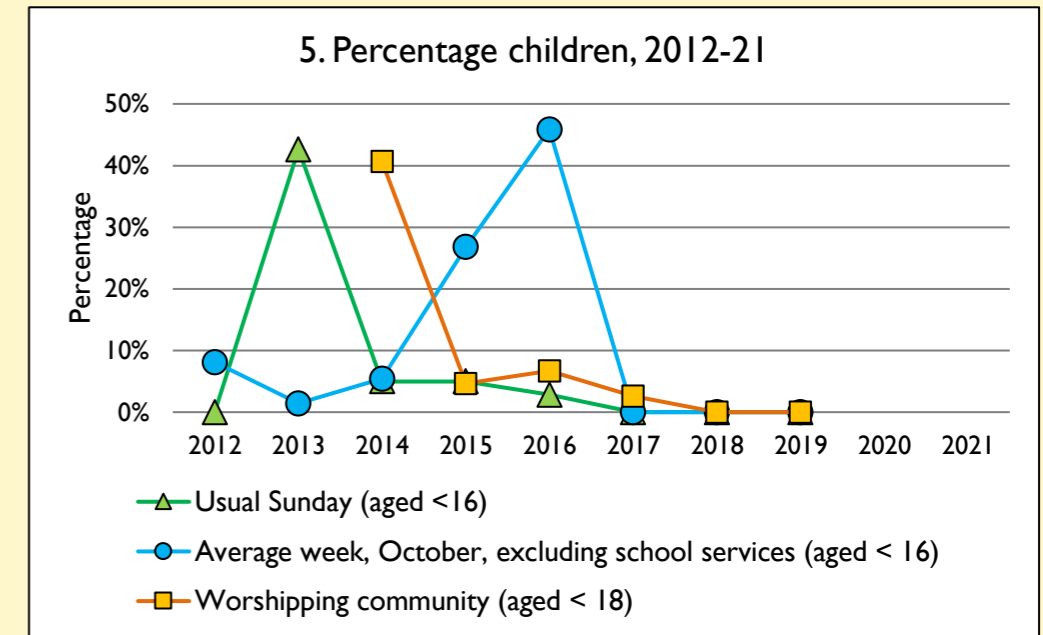
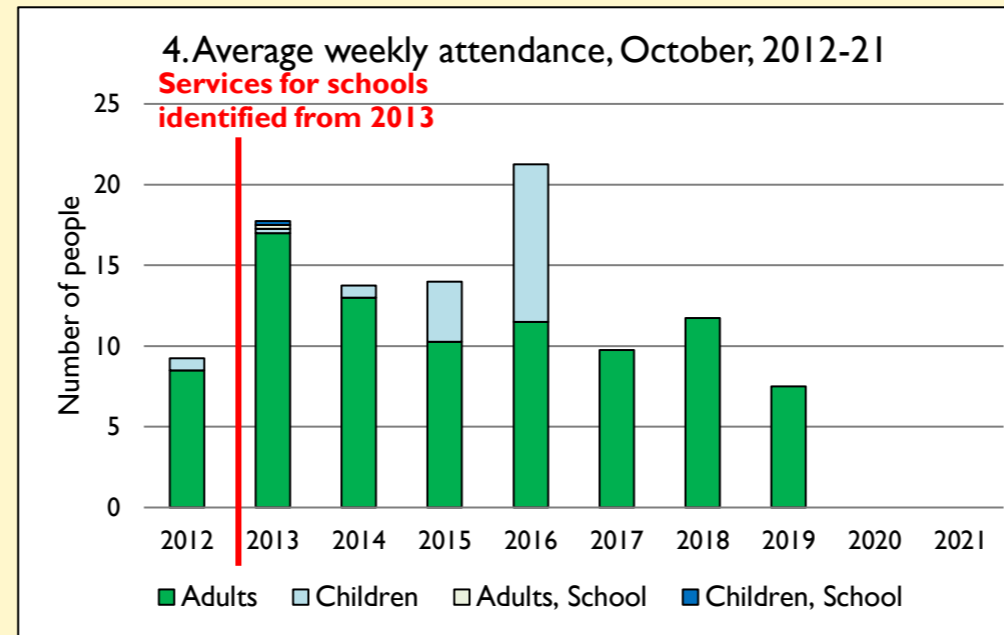
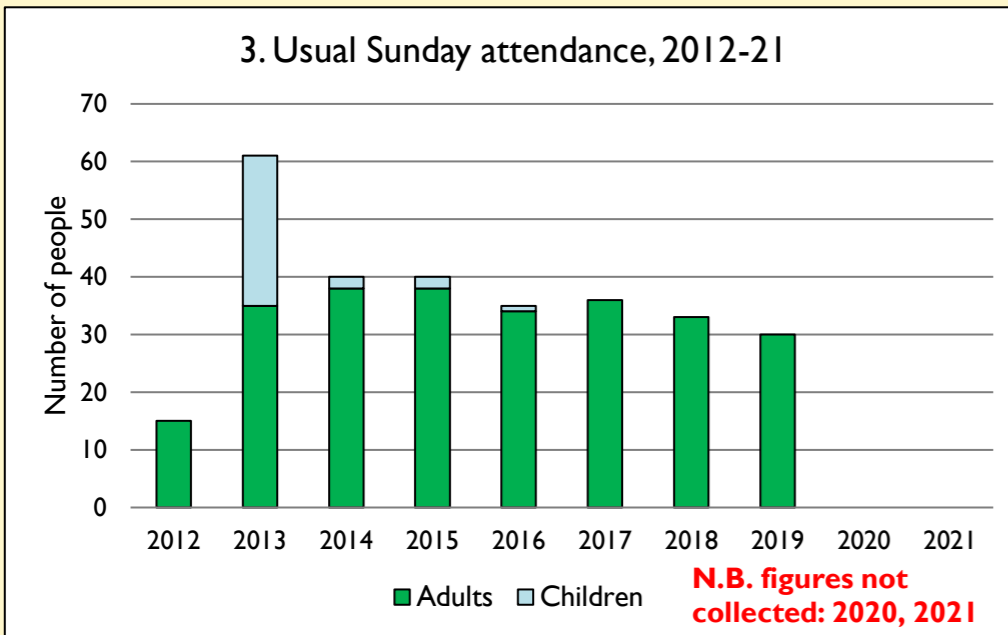
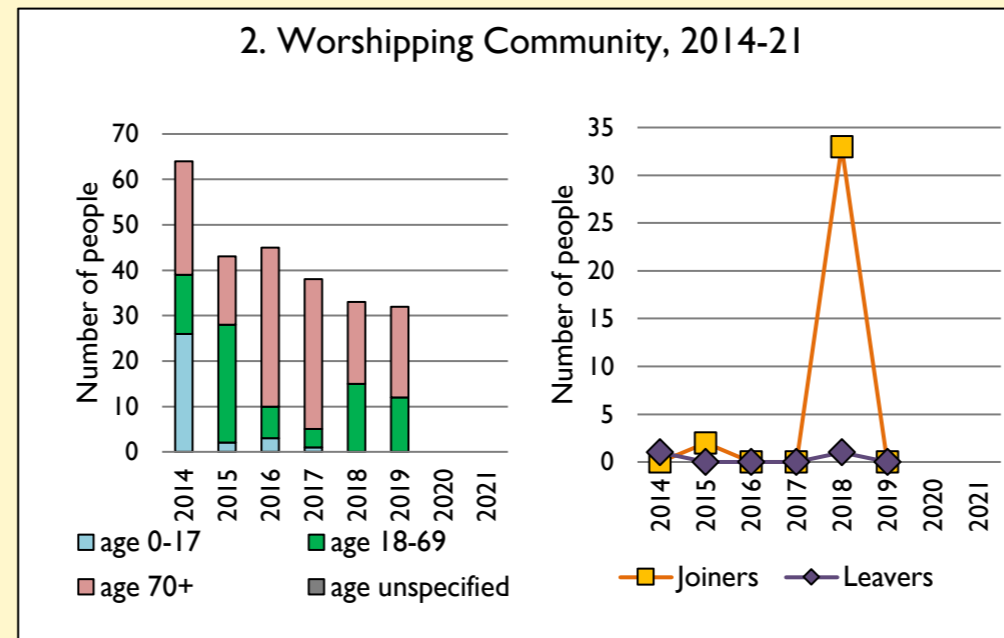
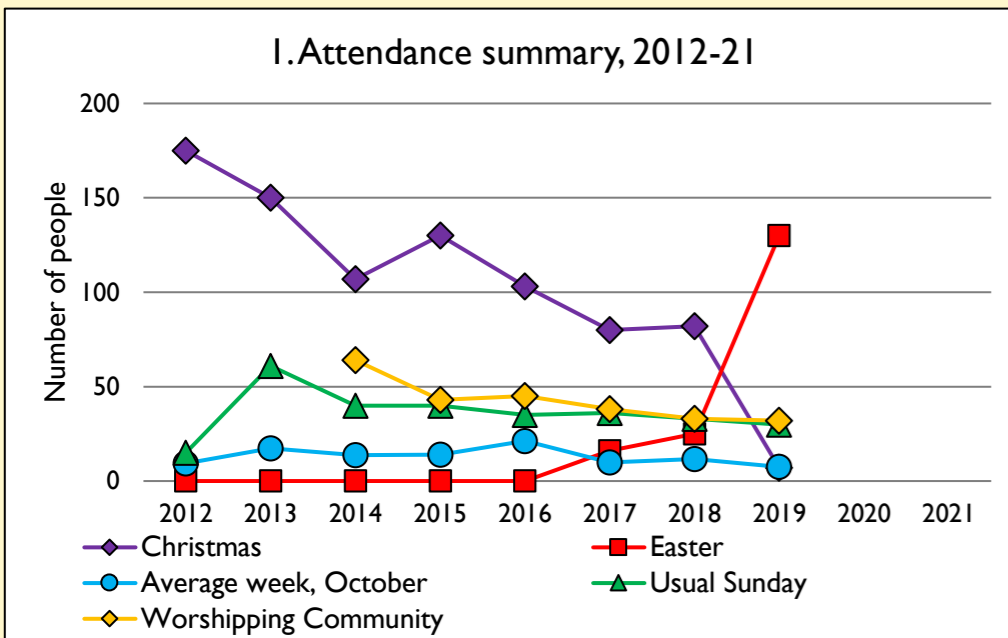
Parish deprivation rank (IMD, 2019): 851

(1=most deprived parish in the Church of England, 12,307=least deprived)

For more detailed census & deprivation info: see <http://arcg.is/1RaS4CS>
<https://www.churchofengland.org/researchandstats>
 and <http://www2.cuf.org.uk/poverty-england/poverty-map>

Number of churches in parish (2022): 2

Parish code: 560266



This dashboard contains figures as submitted by churches currently in the parish
Attendance statistics: taken from annual Statistics for Mission returns.
 Average weekly attendance: attendance at Sunday and midweek church services & fresh expressions in October; Figs 1 & 5 do not include attendance at services for schools.
 Easter: Easter Eve & Easter Day; Christmas: Christmas Eve & Christmas Day.
 Baptisms: all baptisms & thanksgivings.
 Marriages: marriages and services of prayer & dedication after civil marriages.
 Funerals: those held in church & at crematoria/cemeteries.
 Because of pandemic-related church closures, Easter figures were not collected in 2020.

Census data: taken from the 2011 national Census and the 2018 population update.
Deprivation statistics: IMD taken from the English Indices of Deprivation, published by the Ministry of Housing, Communities & Local Government, Sept 2019.
 The above statistics have been mapped onto parish boundaries so are approximations.
 For more information, see: <https://www.churchofengland.org/researchandstats>

Variations in attendance from year to year may be the result of changes in the number of churches that submitted returns, or changes in parish/benefice structure.

Number of churches included in returns: 2012 2; 2013 2; 2014 2; 2015 2; 2016 2; 2017 2; 2018 2; 2019 2; 2020 0; 2021 0.

Produced by the Research and Statistics Unit, Church House, Great Smith Street, London SW1P 3AZ. Date of production: 25/5/22.

Every effort has been made to ensure that data are reliable. We would be pleased to be notified of any significant errors or omissions by email to statistics.unit@churchofengland.org



Follow us on Twitter:
@cofestats



Research and Statistics