

# Dashboard for the parish of Birchington: All Saints w Acol: St Mildred & Minnis Bay: St Thomas in the Deanery of Thanet

## Parish census and deprivation summary

Parish population (2018): 10876

	Parish	Diocese	National
% aged 0-17	14%	22%	21%
% aged 18-44	21%	34%	37%
% aged 45-64	29%	26%	25%
% aged 65 & over	36%	19%	16%
% Christian	72%	62%	59%
% non-Christian religion	2%	3%	9%

Parish deprivation rank (IMD, 2019): 4478

(1=most deprived parish in the Church of England, 12,307=least deprived)

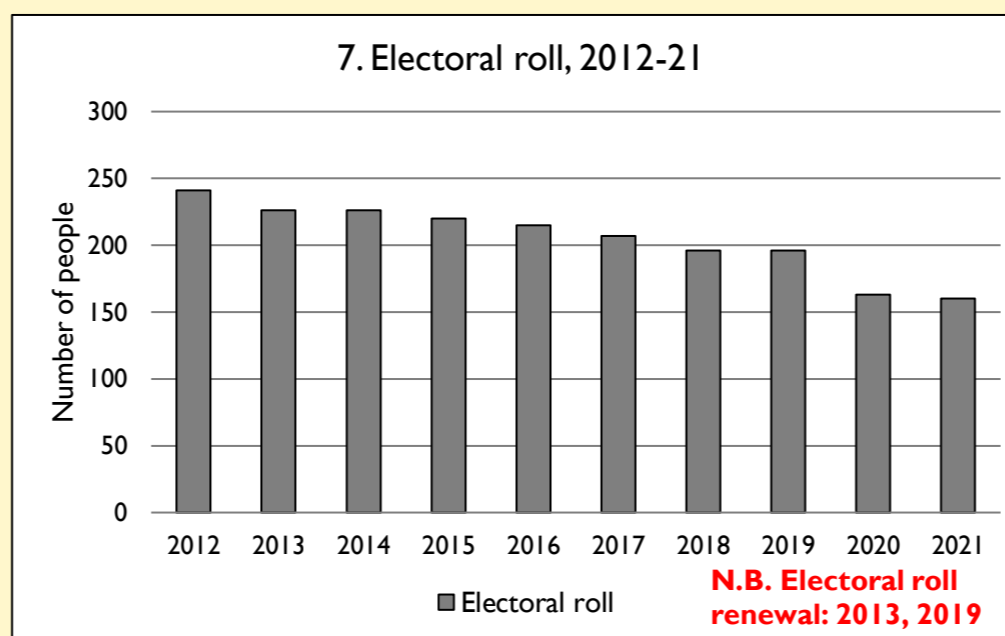
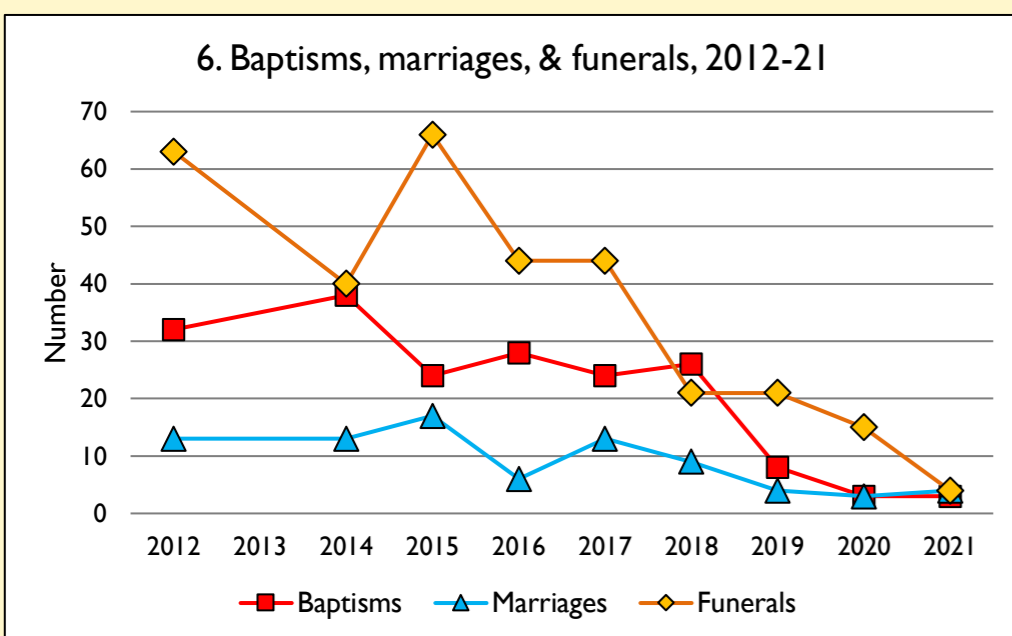
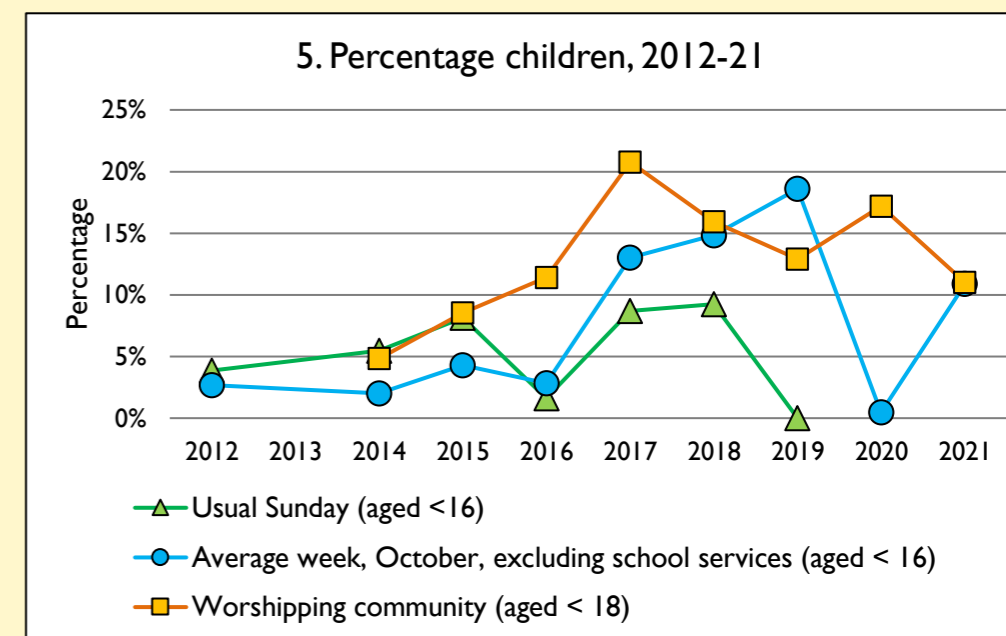
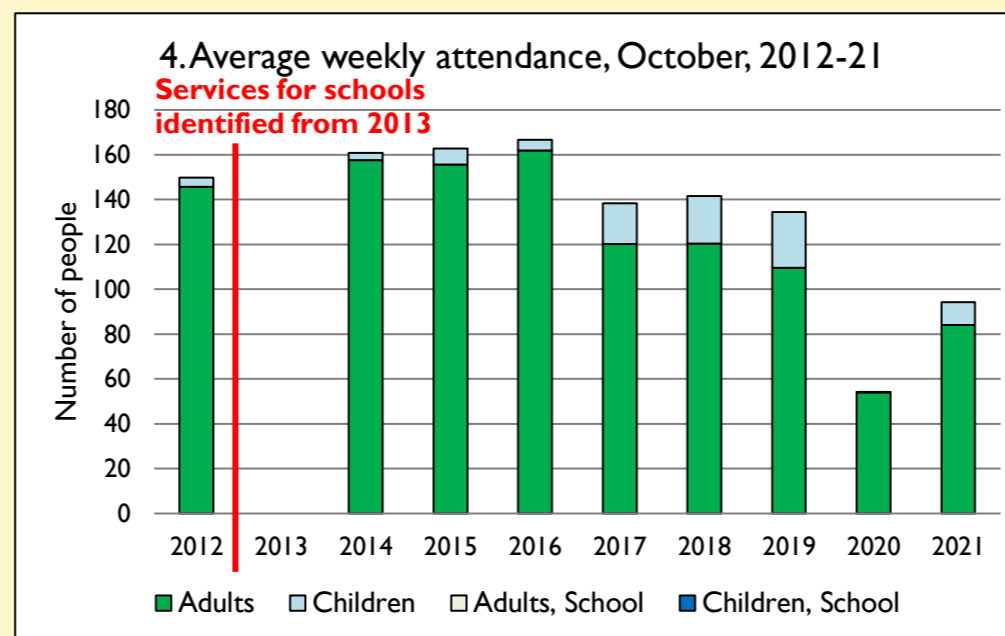
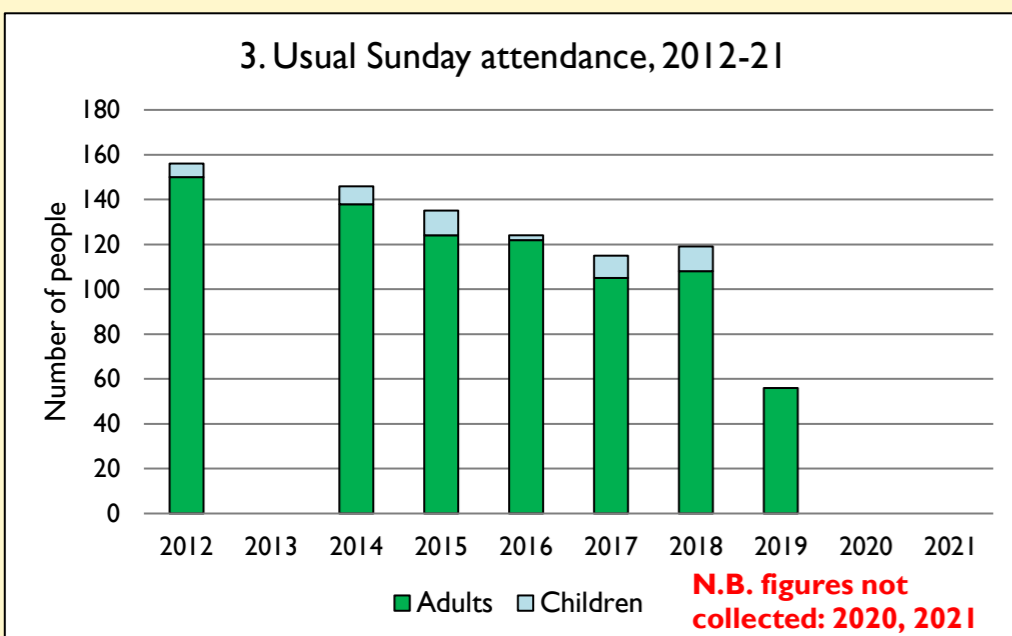
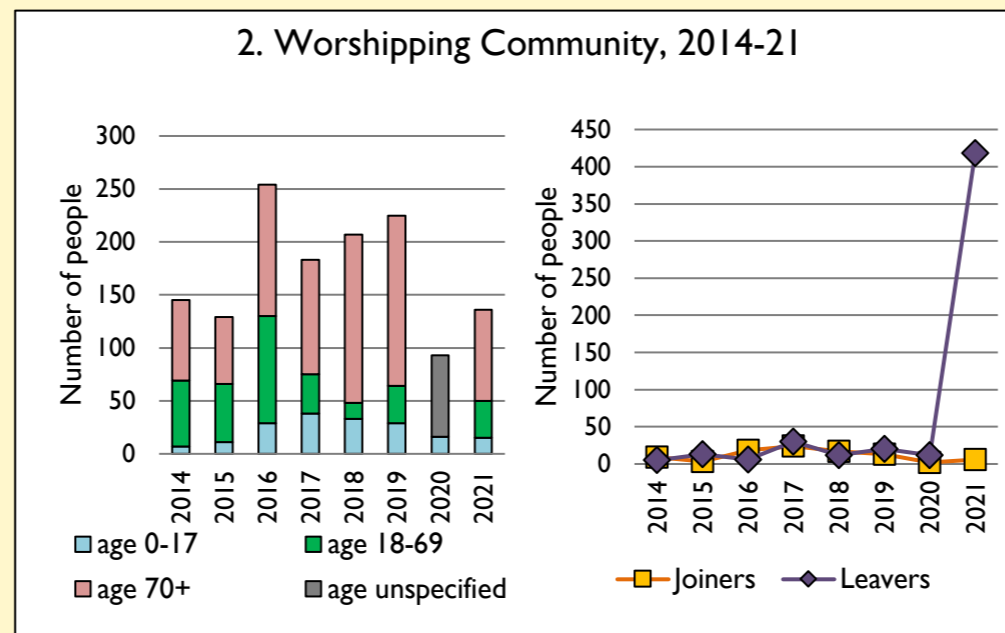
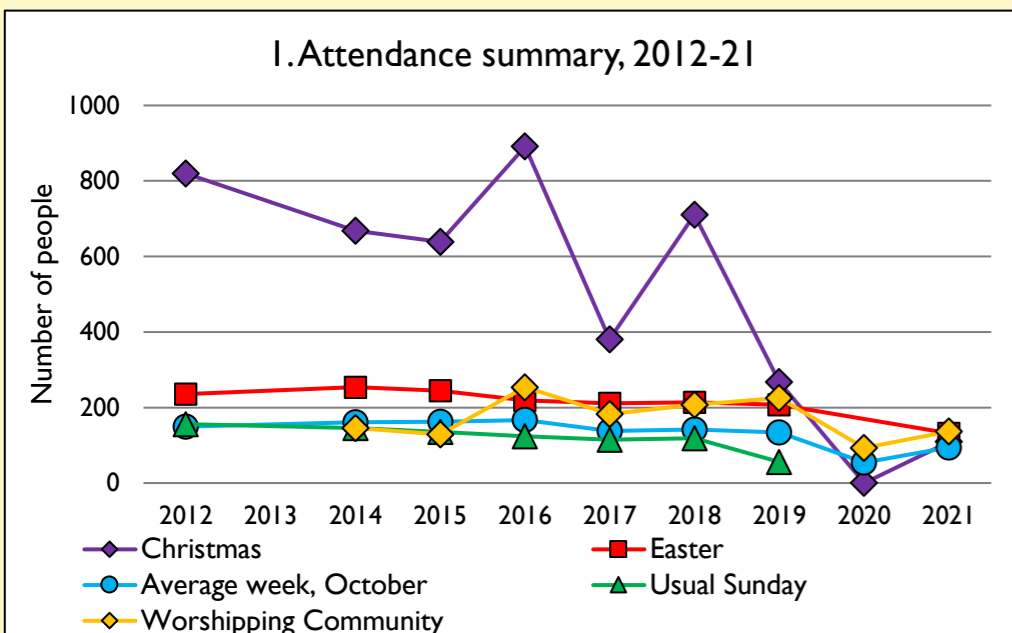
For more detailed census & deprivation info: see <http://arcg.is/1RaS4CS>

<https://www.churchofengland.org/researchandstats>

and <http://www2.cuf.org.uk/poverty-england/poverty-map>

Number of churches in parish (2022): 3

Parish code: 560178



This dashboard contains figures as submitted by churches currently in the parish

**Attendance statistics:** taken from annual Statistics for Mission returns.

Average weekly attendance: attendance at Sunday and midweek church services & fresh expressions in October; Figs 1 & 5 do not include attendance at services for schools.

Easter: Easter Eve & Easter Day; Christmas: Christmas Eve & Christmas Day.

Baptisms: all baptisms & thanksgivings.

Marriages: marriages and services of prayer & dedication after civil marriages.

Funerals: those held in church & at crematoria/cemeteries.

Because of pandemic-related church closures, Easter figures were not collected in 2020.

**Census data:** taken from the 2011 national Census and the 2018 population update.

**Deprivation statistics:** IMD taken from the English Indices of Deprivation, published by the Ministry of Housing, Communities & Local Government, Sept 2019.

The above statistics have been mapped onto parish boundaries so are approximations.

For more information, see:

<https://www.churchofengland.org/researchandstats>

Variations in attendance from year to year may be the result of changes in the number of churches that submitted returns, or changes in parish/benefice structure.

Number of churches included in returns: 2012 3; 2013 1; 2014 3; 2015 3; 2016 3; 2017 3; 2018 3; 2019 3; 2020 3; 2021 3.

Produced by the Research and Statistics Unit, Church House, Great Smith Street, London SW1P 3AZ. Date of production: 25/5/22.

Every effort has been made to ensure that data are reliable. We would be pleased to be notified of any significant errors or omissions by email to [statistics.unit@churchofengland.org](mailto:statistics.unit@churchofengland.org)



Follow us on Twitter:  
@cofestats



Research and Statistics