

Carols in the Classroom - KS2

This overview plan accompanies the Carols in the Classroom KS2 powerpoint

Theme: We find ourselves working and living in 'bubbles' for a short time. This does not mean that we cannot celebrate with a joyful and interactive carol service which helps pupils to explore and find joy in the central message of Christmas: God sending his Son as a human baby (Incarnation), the Saviour of the world. The focus here is on certain well-known Christmas carols accompanied by Bible readings and poems and practical ideas. Feel free to add those Christmas carols and songs which your pupils know and love and to adapt the ideas as will work best for your pupils and their needs. The Bible passages reflected in this act of worship are some of those used in a traditional lessons and carols service in churches at Christmas - Luke 2:1-7, Luke 2: 8-20.

Resources:

- You will need the poems and readings for those who are going to help you to lead your act of worship
- If you have one in the classroom, use your Christmas tree for your prayers - you could provide baubles or stars for writing the prayers onto. Alternatively, use a display board.
- A Nativity set (excluding the Wise men) might form a part of the worship, paper for suggestions about the scene of Jesus' birth

This is a carol service so **follow your school's guidance about singing** - there are suggestions below but you will also know what your pupils know and love.

Christmas music suggestions:

You may be able to find versions which you prefer. Please make sure you are happy with your selection.

<https://www.youtube.com/watch?v=MTPyKwqUUgc> - a traditional Cambridge choir version - very typical of a Christmas carol service - no words

<https://www.youtube.com/watch?v=uKPYOf2aSF0> - 'Songs of Praise' version with words in a candlelit service - children process with candles at the start

Away in a Manger

https://www.youtube.com/watch?v=AnwO_0DrpCk with words

<https://www.youtube.com/watch?v=9CJFt7BZKUU> with images (for younger pupils)

While shepherds watched





<https://www.youtube.com/watch?v=eSyUvOUZwxQ> - with words

<https://www.youtube.com/watch?v=dy9nIKo5MTw> - with images - tells the story

O come all ye faithful

<https://www.youtube.com/watch?v=vmHhjSdXI5w> with words (some changes to traditional)

<https://www.youtube.com/watch?v=Y3egGjeiWEA> - solo voice version
<https://www.youtube.com/watch?v=Xl2c9yptr4U> - with a message

<p>Gather </p>	<p>Engage </p>	<p>Respond </p>	<p>Send </p>
<p>Slide 2: Welcome to Worship Light a central candle</p> <p>Christ the light of the world is here Lord Jesus shine on us Amen</p>	<p>Slide 3: Invite a pupil to read the poem. Use the wondering question on the slide either in the quiet, with talk partners or as a whole class.</p> <p>Slide 4: Sing or listen to O Little Town of Bethlehem.</p> <p>Slide 5: Invite a pupil to read Luke 2:1-7</p> <p>Slide 6: Time to think: I wonder what the journey from Nazareth to Bethlehem would have been like?</p> <p>Slide 7: Time to think: I wonder how Mary and Joseph might have felt when they arrived and were turned away from so many houses? I wonder how they felt by the end of that night?</p> <p>Slide 8: Use the slide showing the picture of the manger to wonder about what else might have been there - build up the Nativity set but also add words for suggestions that are not part of the nativity set but might have been present to value all contributions. Do not use the Wise Men for now - it is likely that they came many months later and we will think about them at Epiphany. I wonder what the scene would really have been like? (maybe not as clean and beautiful as our Christmas cards and Nativity sets. I wonder what was most special about the scene?</p> <p>Slide 9: You might like to light your 5 advent candle- Remind the children that Christians light this on Christmas day to remember the birth of Jesus.</p> <p>Slide 10: Sing or listen to Away in a Manger</p>	<p>Slide 21: Here is a simple prayer based on some of the words of O Little Town of Bethlehem.</p> <p>Slide 22: Use star or bauble shapes for the pupils' own prayers to pray for:</p> <ul style="list-style-type: none"> - Their local community - The wider world - Themselves and their families <p>Slide 23: Sing or listen to 'O come all ye faithful'</p> <p>Slide 24: The first Christmas was really simple. Mary and Joseph celebrated the birth of their son away from family and friends, but found comfort and joy as they spent time together. This Christmas time is going to be very different for most of us, but remember to find the joy and hope in all you do, just as Mary</p>	<p>Slide 25: May the gift of love, the gift of peace, the gift of happiness be ours this Christmas time Amen</p> <p>Amen</p> <p>Blow out the candles.</p>

	<p>Slides 11 and 12: Invite a pupil to read Luke 2:8-20</p> <p>Slide 13: Use the wondering questions on the slide either in the quiet, with talk partners or as a whole class.</p> <p>Time to think: I wonder why God chose the shepherd to be the first people to hear about the message of Jesus' birth? (Shepherds were amongst the least important people at the time so God chose to show that they were so important that they were the first to hear about Jesus' birth).</p> <p>Slide 14: Time to think: I wonder if the message of the angels, 'Give glory to God in heaven, and on earth let there be peace to the people who please God' is still important today?</p> <p>Slide 15: Sing or listen to While Shepherds watched their flocks.</p> <p>Slide 16-19: Invite 4 pupils to read a verse of the poem each.</p> <p>Slide 20: Use the wondering question on the slide either in the quiet as a period of reflection.</p> <p>Time to think: I wonder how you will respond to this poem? I wonder what it makes you think about?</p>	<p>and Joseph did that first Christmas day.</p>	
--	--	---	--