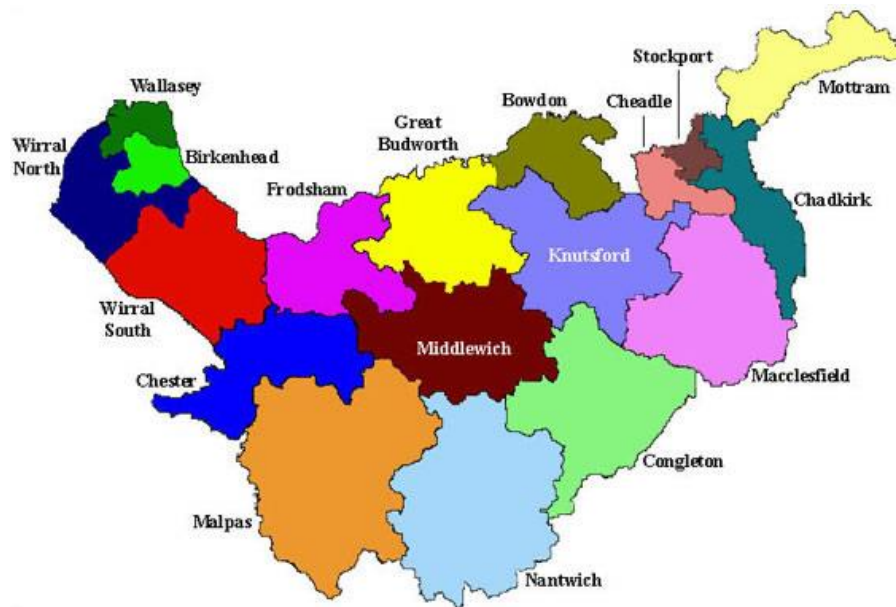


Appendix C

Diocese of Chester Statistics

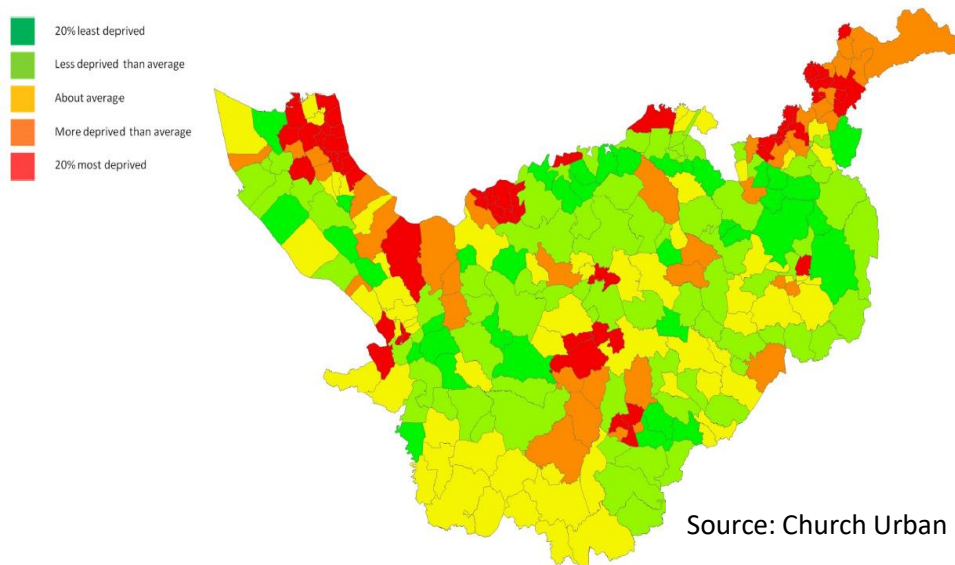
Map of the Diocese showing deaneries



Map of the Diocese showing the distribution of deprivation

What is the distribution of deprivation in the Diocese of Chester?

To create this map, IMD 2015 scores were converted from Lower Super Output Areas to parish boundaries and then each parish was colour coded according to the level of deprivation in that area. (Some parishes are not assigned an IMD score due to the way LSOAs are converted to parishes, these are shown as white.)



Source: Church Urban Fund

Searchable map of the Diocese

Please click on this URL to access an interactive map of the Diocese, showing the location of all church buildings – <https://arcg.is/15rnXb>

Geographical area where our buildings are located

- 12 Local authority areas in the Diocese of Chester. The Diocese largely comprises the Victorian County of Cheshire, which is now represented by the whole of the local authorities of the Wirral, Cheshire West and Chester, and Cheshire East, together with significant parts of Halton, Warrington, Trafford, Stockport and Tameside. A few parishes are now in Staffordshire, Derbyshire and Wales. The parishes vary from among the wealthiest in the county to the poorest, including 30 formerly 'UPA' parishes.

Number of church buildings

- 348 Buildings used for worship. (This includes Parish Churches, Chapels of Ease, Licensed Places of Worship and eight Private Chapels)

Grade listings

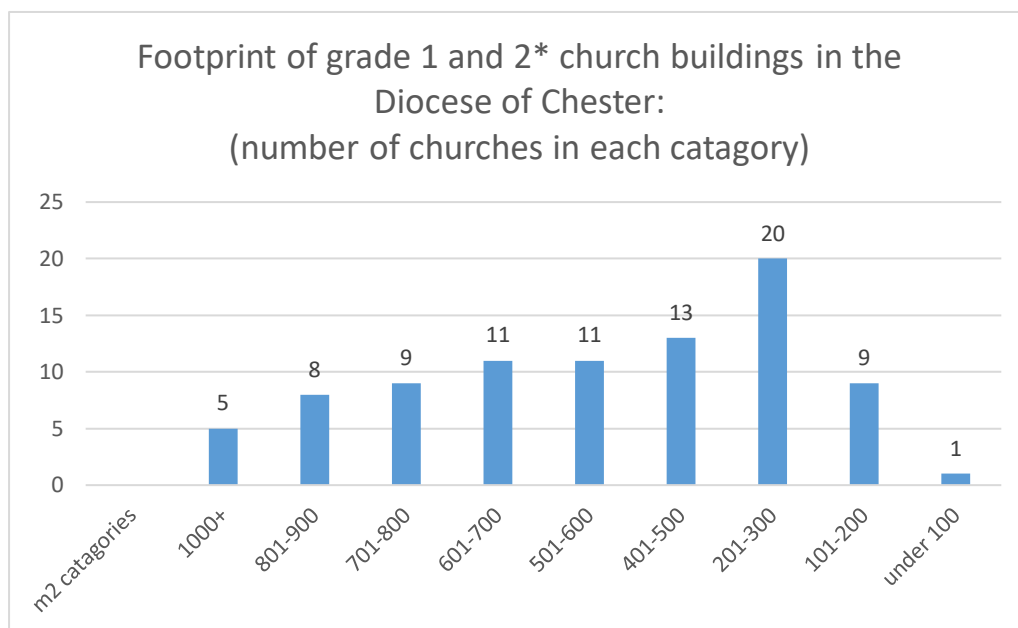
- 42 Grade I
66 Grade 2*
140 Grade 2
100 Unlisted

- 6 **Major Parish Churches** - Chester St John the Baptist; Congleton St Peter; Nantwich St Mary; Macclesfield St Michael; Stockport St George; and Stockport St Mary.

The Church Buildings Council at the Church of England define 'Major Parish Churches' as typically physically large (over 1000m² footprint); grade I or II* listed; with significant heritage value; open to visitors daily; make a civic, cultural and economic contribution to their communities.

Scale of church buildings

Footprint of buildings



Historic England researched the scale of grade 1 and 2* church buildings in our Diocese. A summary is provided in the bar-chart diagram, and full details are at the end of this appendix.

Number of people attending church services 2017¹

30,513	Average weekly attendance (all age)
22,882	Usual Sunday attendance (all age)
38,299	Easter attendance
84,983	Christmas attendance
34,394	Estimated visits to church buildings to attend baptisms (christenings). This is based on 2,293 services held in the Diocese in 2017, assuming an attendance of 30 people, (which is a conservative estimate), and assuming half of the baptisms were not in a Sunday service.
38,970	Estimated visits to church buildings to attend weddings. This is based on 1,299 services held in the Diocese in 2017, assuming an attendance of 30 people, (which is a conservative estimate).

¹ *Statistics for Mission* returns for the Diocese of Chester 2017.

84,900 Estimated visits to church buildings to attend funerals. This is based on 2,830 services held in the Diocese in 2017, assuming an attendance of 30 people, (which is a conservative estimate). This does not include cremations.

c. 2 million It is a startling fact that around two million visits take place every year to attend church services alone (1,924,524) in our Diocese! (This figure does not include Chester Cathedral, which attracted 300,000 visitors in 2017). The estimate is based on assuming 50 normal weeks. It includes visits for weekly worship services and the special services of Easter, Advent and Christmas (estimated as 1,766,259 visits); plus visits to baptisms (christenings), weddings and funerals. It does not include attending activities, groups, events, social justice work or visitors to open church buildings. Therefore, the actual total of visits to church buildings is far, far greater.



Use of church buildings

Numerous In our Diocese, they include Christian study groups, toddler groups, lunch clubs (especially for those in greatest need), holiday hunger clubs, community cafés open for all, wellbeing support groups such as those experiencing bereavement and addictions, social justice activities such as foodbanks, credit unions and debt support, art and craft groups, children's groups, young people's groups, civic services, cultural performances and rehearsal space (for example, choirs, music and drama groups), school visits and school services, fetes and special events, coffee mornings/afternoon teas, open for prayer, open for visitors, art and heritage displays, site of war memorial, family history and local history research enquiries, churchyard visitors and helpers, health and community awareness open days, exercise classes, meeting spaces for groups and organisations, and so on.

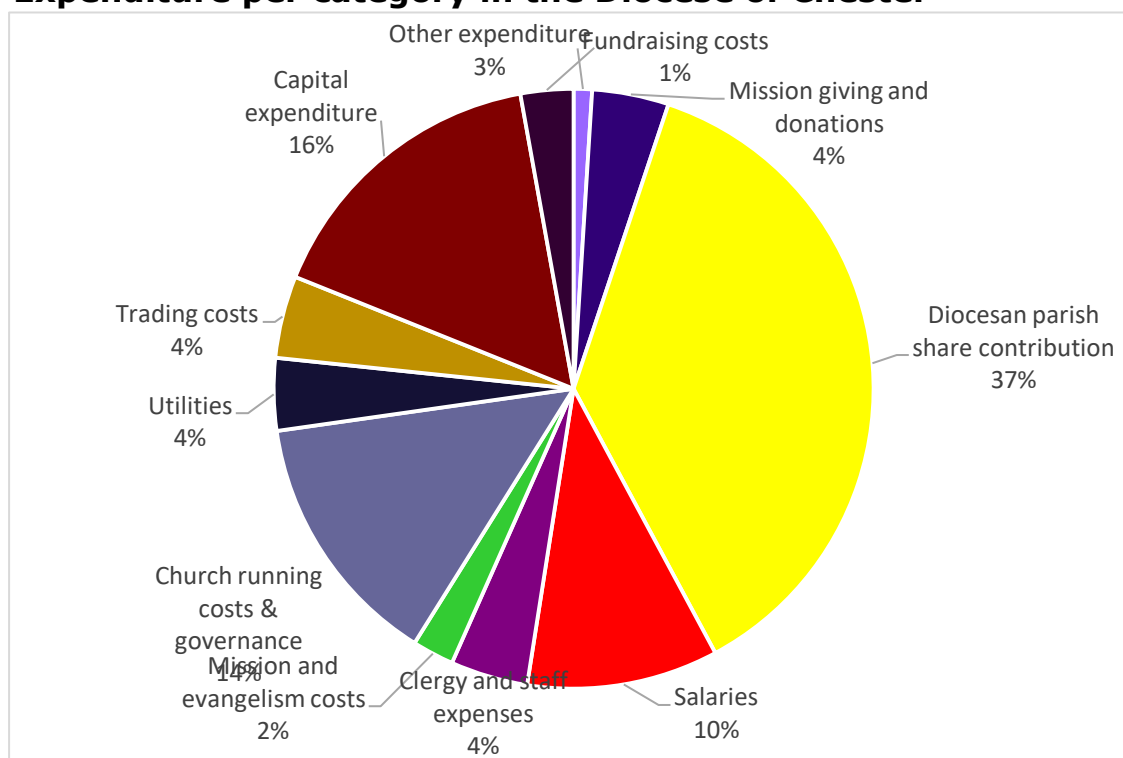
100+ Fresh Expressions of Church in the Diocese, such as Café Church and Messy Church



Fundraising for capital works

£20million+ Parishes are collectively seeing to raise funds totalling at least £20million for capital works for church buildings and hall across the Diocese. As this figure has been gathered only from churches working with the Church Buildings Missioner and have reached a stage where an estimate is available, the actual figure will be higher.

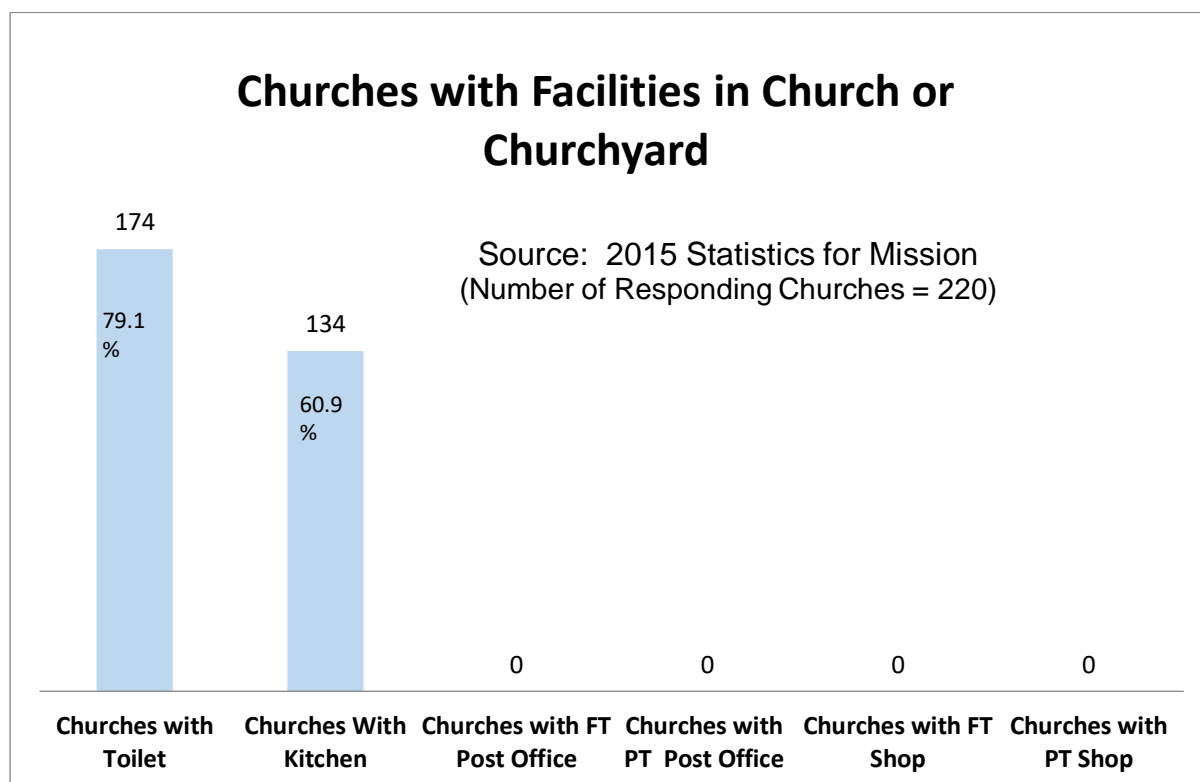
Expenditure per category in the Diocese of Chester²

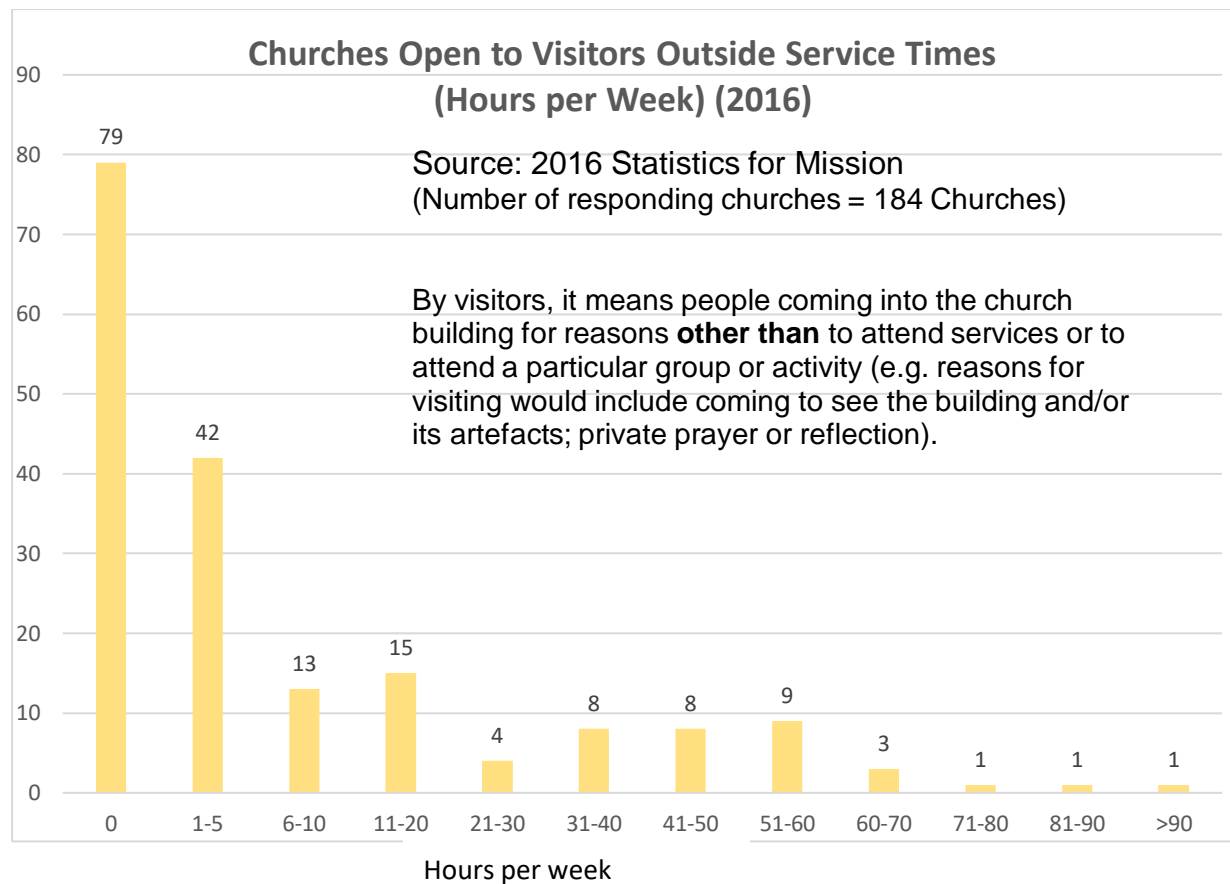


The pie chart shows the greatest expenditure in the Diocese aside from Parish Share is capital expenditure on major repairs and new building work to church buildings, plus church halls and other property owned by the PCC, equating to 16%. This is closely followed by church running costs and governance at 14%, which has some relation to the church buildings. This contrasts with 2% on mission and evangelism. On the one hand, some expenses relating to mission may be in another category such as salaries; for example, a families' worker or evangelist. Also, the benefits of capital investment may impact mission and evangelism. On the other hand, this may show an imbalance that needs addressing.

² Parish Finance Statistics 2016, Research and Statistics Department, Church of England

Statistics for Mission 'Special Questions' relating to church buildings in 2015, 2016 and 2017, Diocese of Chester responses

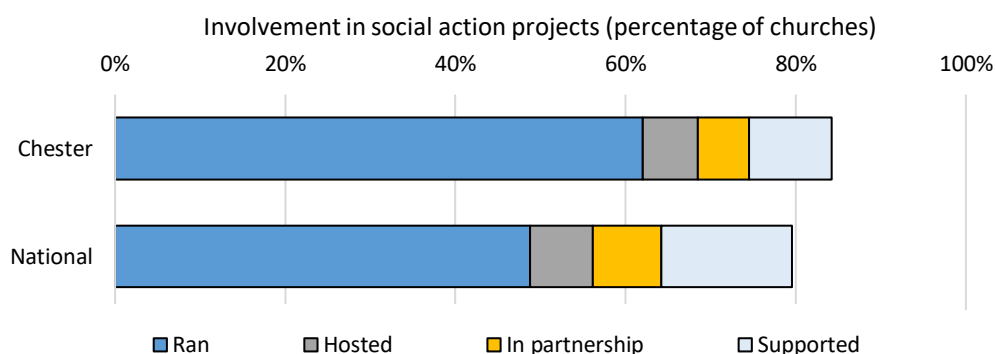




Statistics for Mission special question 2017 - Social action and community outreach activities

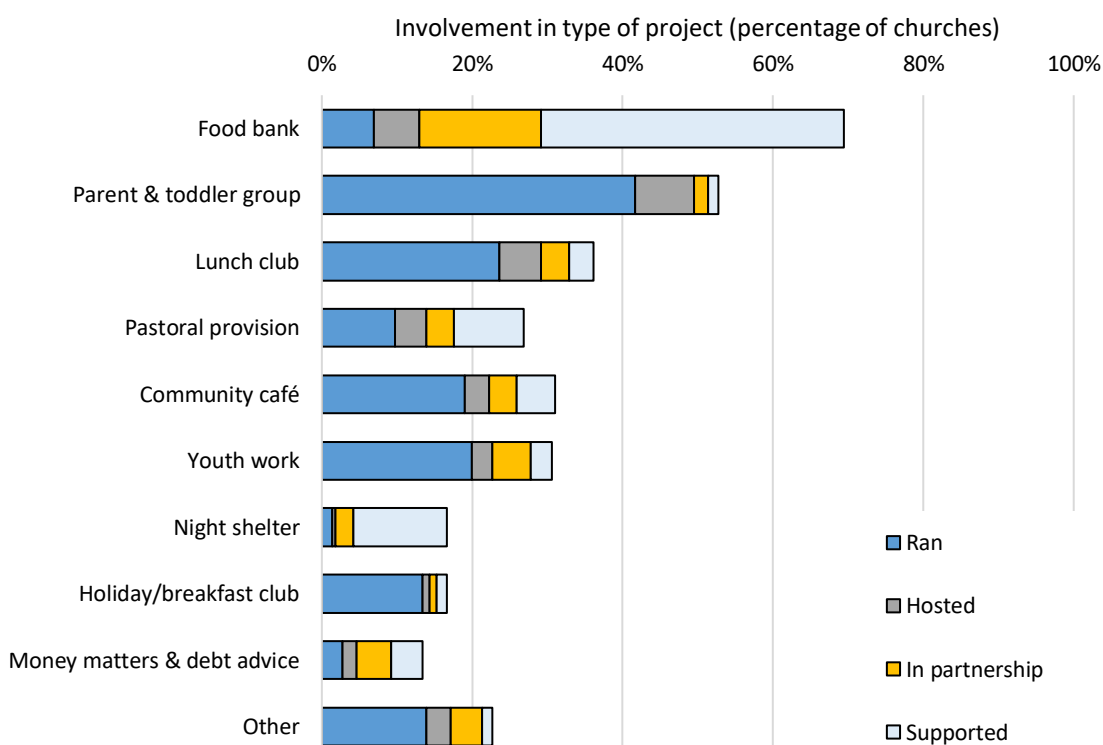
Churches were asked about their involvement in a range of different types of social action, including food banks, community cafes and night shelters. 216 churches responded, detailing 329 projects run by churches, with a rounded total 700 social action projects that churches either ran, hosted, worked in partnership with or supported in other ways.

Involvement in one or more forms of social action – Chester is at 84%



Types of social action projects - Chester

Chester



Footprint of grade 1 and 2* church buildings in the Diocese of Chester provided by Historic England.

Listed in order of scale (descending). NB: it is not a comprehensive list of all church buildings in the Diocese, as it does not include grade 2 and unlisted buildings.

ListEntry	Name	Parish	Area (sq m)	Grade
1067194	STOCKPORT CHURCH OF ST GEORGE	Stockport	1598	I
1375977	CHESTER CHURCH OF ST JOHN THE BAPTIST	Chester	1298	I
1206932	MACCLESFIELD CHURCH OF ST MICHAEL	Macclesfield	1068	II*
1206059	NANTWICH CHURCH OF ST MARY	Nantwich	1039	I
1309701	STOCKPORT PARISH CHURCH OF ST MARY	Stockport	1013	I
1122650	CHURCH OF ST MARY THE VIRGIN	Altrincham	960	II*
1201591	CHURCH OF ST SAVIOUR	Oxton	914	II*
1138740	CHURCH OF ST MARY	Newbold Astbury	873	I
1067160	PARISH CHURCH OF ST THOMAS	Stockport	870	I
1206898	CHURCH OF ST ALBAN	Broadheath	840	II*
1139156	CHURCH OF ST MARY AND ALL SAINTS	Great Budworth	835	I
1329880	CHURCH OF ST HELEN	Witton Northwich	818	I
1139180	CHURCH OF ST CHAD	Winsford	809	II*
1388414	CHURCH OF ST CROSS	Knutsford	783	II*
1104888	CHURCH OF ALL SAINTS	Runcorn	776	I
1138626	THE CHURCH OF ST BONIFACE	Bunbury	772	I
1135959	CHURCH OF ST OSWALD	Malpas	770	I
1375848	CHURCH OF ST MARYS	Handbridge	754	II*
1138795	CHURCH OF ST MICHAEL AND ALL ANGELS	Middlewich	753	II*
1325200	CHURCH OF ST MARGARET	Altrincham	742	II*
1278428	CHURCH OF ST OSWALD	Winwick	723	I
1138424	CHURCH OF ST WILFRED	Davenham	708	II*

1221919	CHURCH OF ST PETER	Prestbury	696	I
1387671	CHURCH OF ST MARY AND ST HELEN	Neston	689	II*
1330401	CHURCH OF ST MARY	Sandbach	689	II*
1253193	CHURCH OF ST LAWRENCE	Frodsham	685	I
1075462	CHURCH OF ST.ANDREW	Bebington	663	I
1230301	CHURCH OF ST MARY	Rostherne	655	I
1138867	CHURCH OF ST PHILLIP	Alderley Edge	637	II*
1330112	CHURCH OF ST MARY THE VIRGIN	Acton	630	I
1261946	CHURCH OF ST JOHN THE DIVINE	Altrincham	625	II*
1222475	CHURCH OF ST BARTHOLOMEW	Wilmslow	606	I
1356436	CHURCH OF ST MICHAEL AND ALL ANGELS	Longdendale	605	II*
1388324	CHURCH OF ST JOHN THE BAPTIST	Knutsford	598	II*
1330302	CHURCH OF ST ANDREW	Tarvin	596	I
1287233	CHURCH OF ST MARY	Weaverham	595	I
1130450	CHURCH OF ALL SAINTS	Daresbury	581	I
1183871	CHURCH OF ST.BARNABAS	Bromborough	578	II*
1138446	CHURCH OF ST HELEN	Tarporley	564	II*
1241643	CHURCH OF ST MARY	Cheadle	547	I
1320306	CHURCH OF ST PETER	Heswall	536	II*
1139320	CHURCH OF ST WILFRED	Grappenhall and Thelwall	527	I
1330322	CHURCH OF ST PETER	Congleton	527	I
1138410	CHURCH OF ST MARY	Eccleston	511	I
1330063	THE CHURCH OF ST BERTOLINE	Barthomley	499	I
1139352	CHURCH OF ST JOHN THE EVANGELIST	Walton	486	I

Appendix C Diocese of Chester Statistics

1136872	CHURCH OF ST JAMES	Audlem	460	I
1161954	CHURCH OF ALL SAINTS	Odd Rode	454	II*
1230254	CHURCH OF ST ALBAN	Tattenhall	438	II*
1279424	CHURCH OF ST CHAD	Farndon	429	II*
1115407	Church of St Paul, including south-west boundary wall and gates, Hooton	Hooton	427	II*
1376247	CHURCH OF ST PETER	Chester	419	I
1231620	CHURCH OF ST MARY	Disley	418	II*
1330249	CHURCH OF ST JAMES	Christleton	418	II*
1138390	CHURCH OF ST MARY	Pulford	409	II*
1357455	CHURCH OF ST MARGARET	Wrenbury cum Frith	408	II*
1375705	CHURCH OF ST PAUL	Boughton (Chester)	407	II*
1330242	CHURCH OF ST MARY	Thornton-le-Moors	387	I
1139162	CHURCH OF ST JOHN EVANGELIST	Norley	374	II*
1330059	THE CHURCH OF ST LEONARD	Warmingham	360	II*
1139104	CHURCH OF ST OSWALD	Nether Peover	360	I
1241823	CHURCH OF ST MARTIN	Marple	358	I
1139554	CHURCH OF ST WILFRID	Mobberley	341	I
1279021	CHURCH OF ST PETER	Mickle Trafford	332	I
1313128	THE CHURCH OF ST BARTHOLOMEW	Church Minshull	331	II*
1138815	CHURCH OF ST JAMES	Ince	325	II*
1139274	CHURCH OF ST LAWRENCE	Peover Superior	324	I
1138849	CHURCH OF ST MARY	Nether Alderley	324	I
1129940	CHURCH OF ST MARY	Tilston	320	II*

1225604	CHURCH OF ST MICHAEL	Marbury cum Quoisley	319	II*
1229297	CHURCH OF ST OSWALD	Brereton	314	II*
1130422	PARISH CHURCH OF ST JOHN THE EVANGELIST	Weston	312	I
1298821	CHURCH OF SAINT BARTHOLOMEW	Barrow	307	II*
1145903	CHURCH OF ST MICHAEL	Shotwick	302	I
1138754	CHURCH OF CHRIST	Alsager	301	II*
1115561	CHURCH OF ST JOHN	Chelford	294	II*
1067893	CHURCH OF ST MARTIN	Sale	294	II*
1115612	CHURCH OF ST OSWALD	Backford	290	II*
1139201	CHURCH OF ST PETER	Little Budworth	287	II*
1139029	CHURCH OF ST LAWRENCE	Stoke	283	II*
1135747	CHURCH OF ST PETER	Waverton	282	II*
1138674	THE CHURCH OF ST MICHAEL	Crewe Green	281	II*
1387811	CHURCH OF ST NICHOLAS	Burton	279	II*
1139497	CHURCH OF ST JAMES	Gawsworth	273	I
1231569	CHURCH OF ST PETER	Swettenham	266	II*
1231322	CHURCH OF ST LUKE	Holmes Chapel	262	I
1138907	CHURCH OF ST MARY THE VIRGIN	Bosley	243	II*
1067868	CHURCH OF ST GEORGE	Carrington	240	II*
1231229	CHURCH OF ST LUKE	Goostrey	230	II*
1277234	CHURCH OF ST CHRISTOPHER	Pott Shrigley	227	I
1115782	CHURCH OF ST BARTHOLOMEW	Heswall	227	II*
1138491	CHURCH OF ST PETER	Aston	220	I

Appendix C Diocese of Chester Statistics

1139465	CHURCH OF ST JAMES AND ST PAUL	Marton	218	I
1161743	CHURCH OF ALL SAINTS	Church Lawton	205	II*
1136639	CHURCH OF ST MARY THE VIRGIN	Saughton	204	II*
1278683	CHURCH OF ALL SAINTS	Harthill	194	II*
1130643	CHURCH OF ST PETER	Foulk Stapleford	187	II*
1230337	CHURCH OF ALL SAINTS	Handley	179	II*
1139604	CHURCH OF ST CATHERINE	Over Alderley	167	II*
1106256	CHURCH OF ALL SAINTS	Siddington	166	II*
1139134	CHURCH OF ST LUKE	Whitley	164	II*
1129936	CHURCH OF ST JOHN	Threapwood	157	II*
1138586	CHURCH OF ST MICHAEL	Baddiley	136	I
1228322	CHURCH OF ST EDITH	Church Shocklach	120	I
1138927	CHURCH OF ST JOHN THE BAPTIST	Salterford (Rainow)	80	II*