

## CHOCOLATE EGG NESTS

**This needs adult supervision!**

You will need;

Microwave,,bowl, or (saucepan with water), chocolate, shredded wheat or (cornflakes), spoon, cake cases, small Easter eggs chicks.

Melt the chocolate in the microwave, or in a bowl placed over a saucepan of simmering water. Pour the chocolate over the shredded wheat and stir well to mix.


Spoon the chocolate wheat into the cake cases and press the back of the spoon into the centre to make a nest shape.

When the chocolate is set place the eggs in the nest and pop a chick on top if wanted!.




# Easter Basket

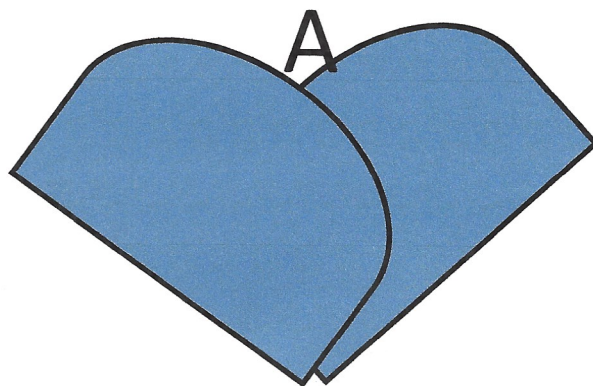
Cut out two 10cm circles from card for the basket and a strip 10cm by 2cm for the handle




Fold each  
circle in  
half.







Place the two folded circles together. One inside the other as in the picture



Glue, staple or sellotape the handle across from point A. Fill with sweets!







# Worship

Recommend worship songs. Not produced by Trueway Kids.  
YouTube Videos to be used for personal use only.

He's Alive, He's Alive—Yancy

<https://youtu.be/N29pfecliYE>

He's Alive!

<https://youtu.be/0f0axB4GCC8>

Happy Day

<https://youtu.be/eaaEiniOLio>



# Prayer

Thank God for His plan of salvation and making a way for you to have eternal life with Him. Ask Him to help you not to deny Him, but to share the gospel with others.