

Children's


CHURCH

During this time at home, we are missing meeting together at Adventurers, Mother's & Toddlers, Saturday Football and our regular Sunday services.

Contact us via:

 facebook.com/clfmc

www.crownlanefm.org.uk

 Pastor Donovan 01772 725132

 Krista Brewer 07773 110540

 James Rosendale 07955 924760

AT HOME

Psalm 100

The aim of the activity sheets we will be sending out is to get all the family involved by learning together, crafting and talking about the reason Easter is so special and more about Jesus who helps us in these difficult times. Start with the 'Bible Passage' box and continue in any order from there.

Bible Passage

This is our third week in Psalms. It is only 5 verses long. You can find it in your Bible in :

Psalm 100

Read the psalm together – choose a translation or children's bible which will be easy to read as a group. (If you don't have a bible you can download one for free on your phone or use biblegateway.com)

You will need: Anything you can find around the house – there
Are some ideas on the next page.

Family Activity

Using the bits you have gathered make a musical instrument. It might be a drum, a guitar/harp, or a pair of maracas! Be as creative as you can. With your musical instrument you can make a **joyful** noise. When you are proud of your creation you wouldn't want to sing in a small sad voice, but joyfully so you can show your family like we saw in Psalm 100.

V1-2 says: "Shout for joy to the LORD, all the earth. Worship the LORD with gladness; come before him with joyful songs." Sometimes it can be hard to be joyful – v3-4 has some good ways to do this.

V3 says "Know that the LORD is God. It is he who made us, and we are his^{own}; we are his people, the sheep of his pasture." We know God is powerful, but sometime we forget that He made us and cares for us like a shepherd cares for his sheep (see Psalm 23 for more info). If we remind ourselves of these things it is hard not to **praise** God and maybe even shout for joy! **Can you think of some examples?**

V4 "Enter his gates with thanksgiving and his courts with praise; give thanks to him and praise his name." The second way is to think of the things you want to **thank** God for. This could be a little thing like a good night sleep, or a beautiful sunny day or bigger things that have been worrying you like not being able to see friends or for your family who may be a little older or unwell. **Can you think of 5 things to be thankful for?**

V5 "For the LORD is good and his love endures forever; his faithfulness continues through all generations."

What do you think it means 'through all generations'? God is always good. He was good and cared for His people 100 years ago, He does today and will keep on doing forever more.

God showed His care the most by sending his son Jesus to earth to save us – this was true love for us!

Memory Verse

Psalm 100 v 4b-5.

"Give thanks to Him and praise His name. For the Lord is good, and His love endures forever. His faithfulness continues through all generations."

Prayer

Praise doesn't always have to be singing – we can praise in prayer too. Praise God in some of the ways that we have thought about today by thinking about all the goodness of God and thanking him for all that he has done for us.



MAKING YOUR OWN MUSICAL INSTRUMENTS

STEP 1 – COLLECT MATERIALS FROM AROUND YOUR HOUSE (WITH PERMISSION)

Ideas of things to use: old tissue boxes, elastic bands, old tin cans (make sure they are not sharp), old bottles and plastic bottle tops, kitchen/ toilet roll tubes, balloons, some rice/pasta etc. etc. BE CREATIVE. The recycling is a good place to look with your parents!




STEP 2 – DECIDE WHICH INSTRUMENT YOU WILL MAKE

Ideas of Instruments:

- guitar/harp from a tissue or cereal box and elastic bands, add a kitchen roll for the neck of a guitar.
- Drum – any container such as a tin or plastic pot could be covered with some thing plastic or cardboard to make a drum – the inside just needs to be hollow.
- Cover both ends of a toilet roll and add some pasta or rice inside to make maracas
- Any other instrument you can think of!

STEP 3 – PUT IT TOGETHER

STEP 4 – MAKE A JOYFUL NOISE TO THE LORD!


You can make your own joyful noise or try joining in with this song which  has been written from psalm 100. You can find it on youtube by searching 'He has made me glad thanksgiving song'. There will also be a link for those receiving the sheet by email.

HAVE FUN AND WE WOULD LOVE TO SEE THE INSTRUMENTS YOU HAVE BEEN MAKING!

Name: _____

Psalm 100

Fill in the blanks from psalm 100 to complete the crossword below. The verse has been added at the end of each clue as an extra hint.



Created using the Crossword Maker on TheTeachersCorner.net

Across


2. we are the _____ of His pasture. (v3)
4. He _____ us and we belong to Him (v3)
5. Enter his gates with _____. (v4)
8. Make a _____ noise to the Lord (v1)
10. _____ the Lord with joy. (v2)

Down

1. He is faithful to all _____. (v5)
3. and His _____ to all generations (v5).
6. the Lord is _____.
7. _____ to the Lord (v1)
9. His _____ endures forever (v5)

DRAW BELOW SOME OF THE THINGS YOU ARE THANKFUL FOR:

→ enter His
GATES ^{with}
thanks *giving*



& his courts ^{with} praise
GIVE THANKS
TO HIM & PRAISE HIS NAME FOR
the LORD IS GOOD
& HIS *love*
♥ endures forever ♥