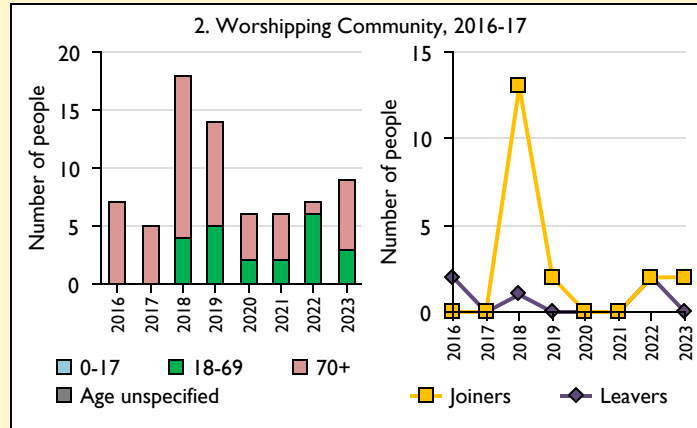
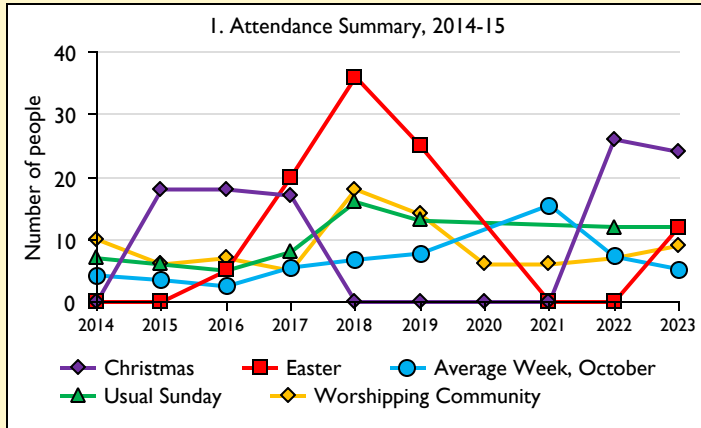


# SfM Dashboard for the Church of Sydenham Damerel: St Mary in the deanery of TAVISTOCK



### Parish Census and deprivation summary

Parish population (2021): 1077

	Parish	Diocese	National
% aged 0-19	15%	21%	23%
% aged 20-44	19%	28%	33%
% aged 45-69	39%	33%	31%
% aged 70 & over	27%	18%	14%
% Christian	55%	46%	46%
% non-Christian religion	2%	2%	11%

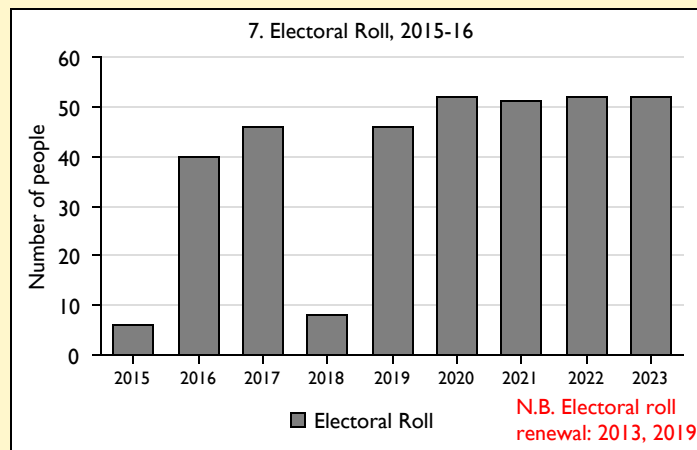
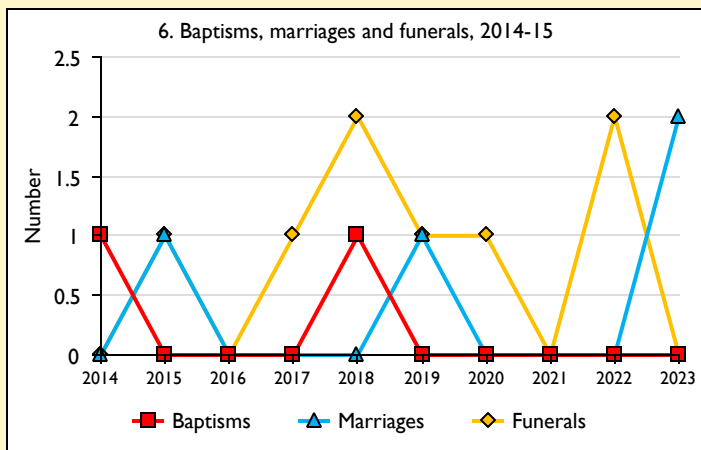
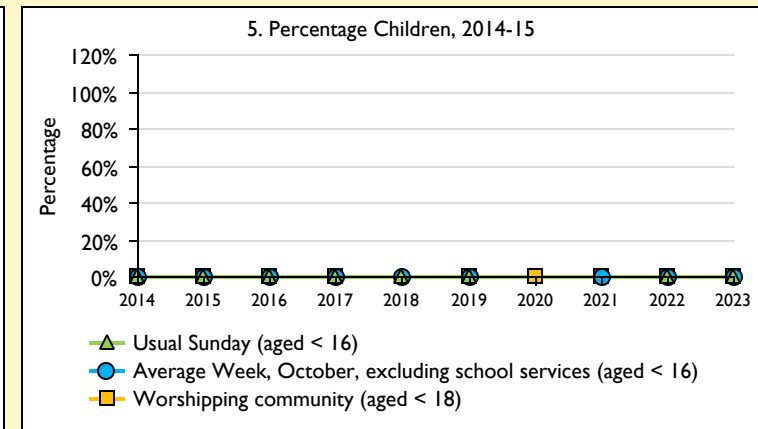
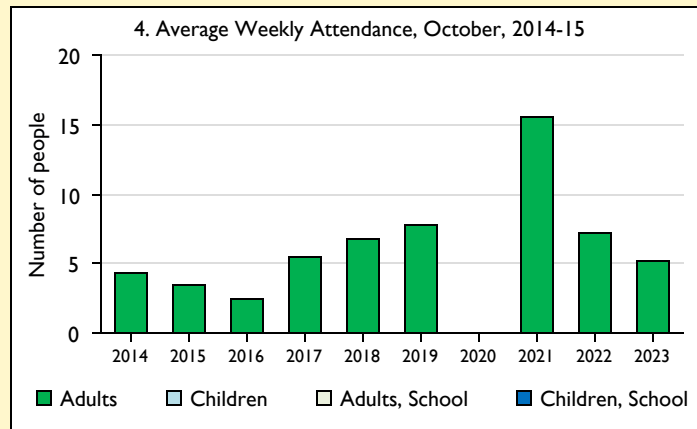
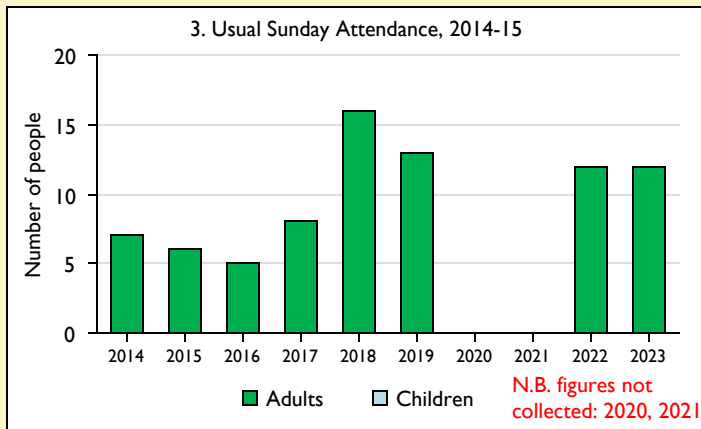
Parish deprivation rank (IMD 2019): 3247

(1=most deprived parish in the Church of England, 12,239=least deprived)

For more detailed census & deprivation info: see <http://arcg.is/1RaS4CS>  
<https://www.churchofengland.org/researchandstats> and  
<http://www2.cuf.org.uk/poverty-england/poverty-map>

**Number of churches in parish (2023): 2**

**Church Code: 615582**



This dashboard contains figures as submitted by churches currently in the parish

**Attendance statistics:** taken from annual Statistics for Mission returns.

**Average weekly attendance:** attendance at Sunday and midweek church services & fresh expressions in October; Figs 1 & 5 do not include attendance at services for schools.

**Easter:** Easter Eve & Easter Day; **Christmas:** Christmas Eve & Christmas Day.

**Baptisms:** all baptisms & thanksgivings.

**Marriages:** marriages and services of prayer & dedication after civil marriages.

**Funerals:** those held in church & at crematoria/cemeteries.

Because of pandemic-related church closures, Easter figures were not collected in 2020.

**Census data:** taken from the 2021 national Census.

**Deprivation statistics:** IMD taken from the English Indices of Deprivation, published by the Ministry of Housing, Communities & Local Government, Sept 2019.

The above statistics have been mapped onto parish boundaries so are approximations.

For more information, see: <https://www.churchofengland.org/researchandstats>

Variations in attendance from year to year may be the result of changes in the number of churches that submitted returns, or changes in parish/benefice structure.

Number of churches included in returns: 2014 1; 2015 1; 2016 1; 2017 1; 2018 1; 2019 1; 2020 1; 2021 1; 2022 1; 2023 1.

Produced by Data Services, Church House, Great Smith Street, London SW1P 3AZ. Date of production: 14/10/2024.

Every effort has been made to ensure that data are reliable. We would be pleased to be notified of any significant errors or omissions by email to [statistics.unit@churchofengland.org](mailto:statistics.unit@churchofengland.org)



Follow us on Twitter:  
@cofestats



## SfM Dashboard Data for the Church of Sydenham Damerel: St Mary in the deanery of TAVISTOCK

Report	Field	2014	2015	2016	2017	2018	2019	2020	2021	2022	2023
1. Attendance Summary	Christmas	0	18	18	17	0	0	0	0	26	24
	Easter	0	0	5	20	36	25	-	0	0	12
	Average Week, October	4	4	3	6	7	8	-	16	7	5
	Usual Sunday	7	6	5	8	16	13	-	-	12	12
	Worshipping Community	10	6	7	5	18	14	6	6	7	9
2. Worshipping Community	Total			7	5	18	14	6	6	7	9
	0-17			0	0	-	0	0	0	0	0
	18-69			0	0	4	5	2	2	6	3
	70+			7	5	14	9	4	4	1	6
	Age unspecified			0	0	0	0	0	0	0	0
	Joiners			0	0	13	2	0	0	2	2
	Leavers			2	0	1	0	0	0	2	0
3. Usual Sunday Attendance	Adults	7	6	5	8	16	13	-	-	12	12
	Children	0	0	0	0	0	0	-	-	0	0
4. Average Weekly Attendance	Adults	4	4	3	6	7	8	-	16	7	5
	Children	0	0	0	0	0	0	-	0	0	0
	Adults, School	0	-	-	0	-	0	-	0	0	-
	Children, School	0	-	-	0	-	0	-	0	0	-
5. Percentage Children	Usual Sunday (aged < 16)	0%	0%	0%	0%	0%	0%	-	-	0%	0%
	Average Week, October, excluding school services (aged < 16)	0%	0%	0%	0%	0%	0%	-	0%	0%	0%
	Worshipping community (aged < 18)	0%	0%	0%	0%	-	0%	0%	0%	0%	0%
6. Baptisms, marriages and funerals	Baptisms	1	0	0	0	1	0	0	0	0	0
	Marriages	0	1	0	0	0	1	0	0	0	2
	Funerals	0	1	0	1	2	1	1	0	2	0
7. Electoral Roll	Electoral Roll		6	40	46	8	46	52	51	52	52



Follow us on Twitter:  
@cofestats