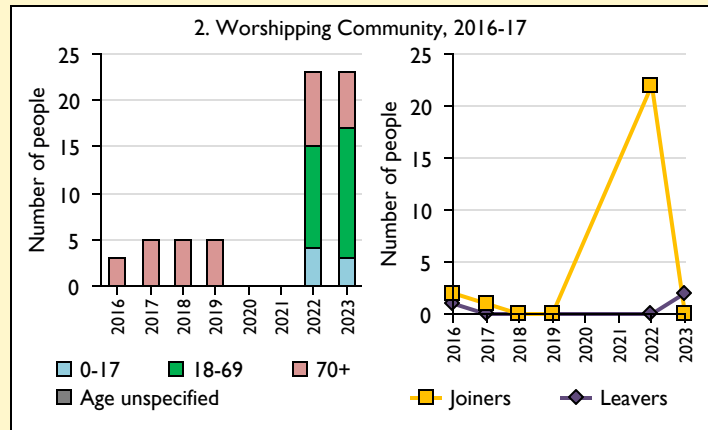
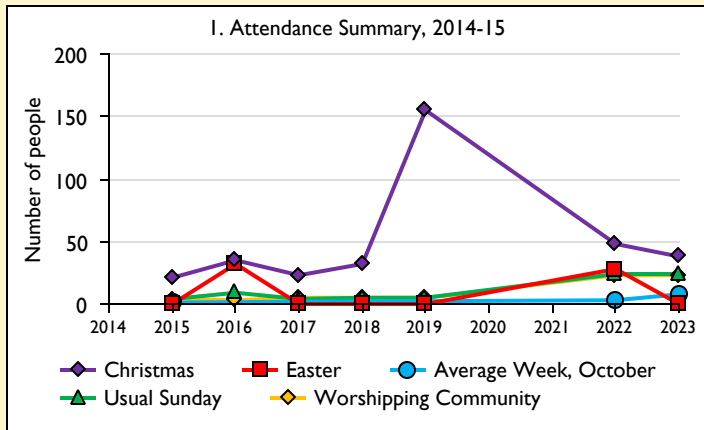


SfM Dashboard for the Church of Dunterton: All Saints in the deanery of TAVISTOCK



Parish Census and deprivation summary

Parish population (2021): 487

	Parish	Diocese	National
% aged 0-19	23%	21%	23%
% aged 20-44	22%	28%	33%
% aged 45-69	40%	33%	31%
% aged 70 & over	14%	18%	14%
% Christian	48%	46%	46%
% non-Christian religion	2%	2%	11%

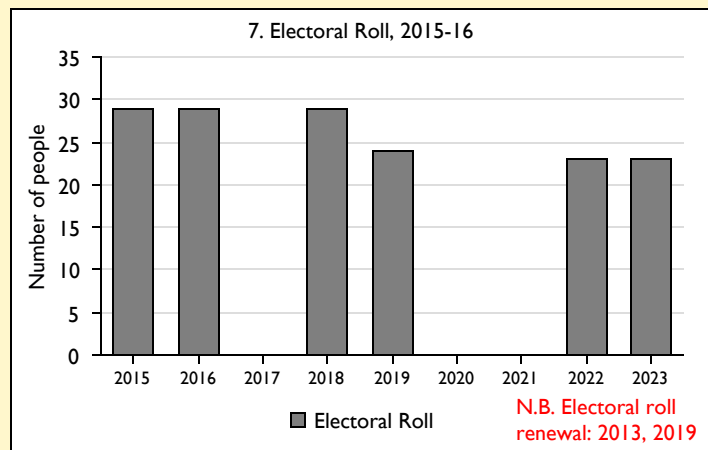
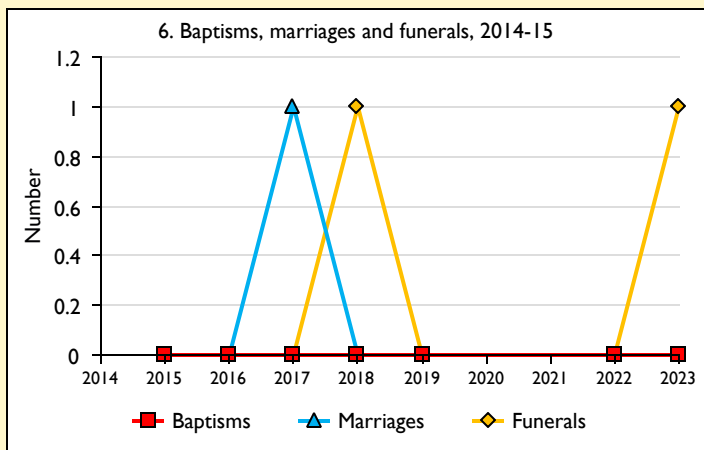
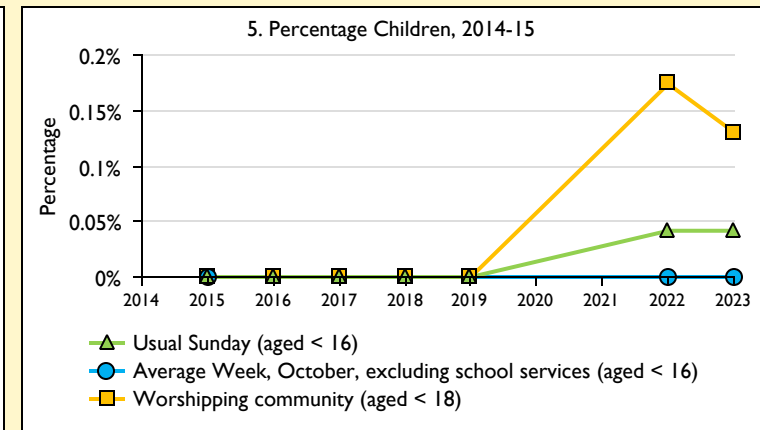
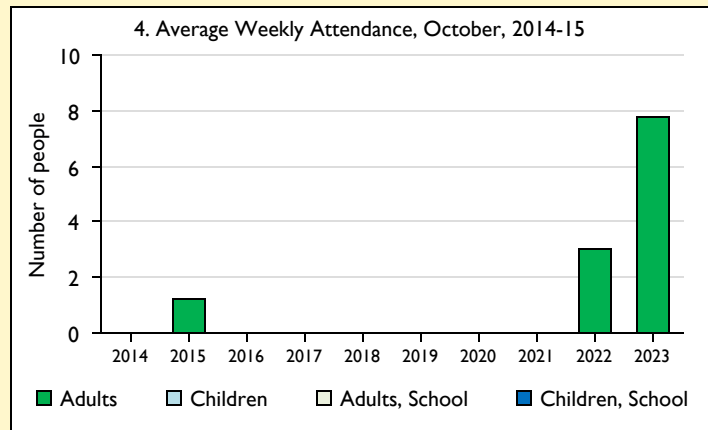
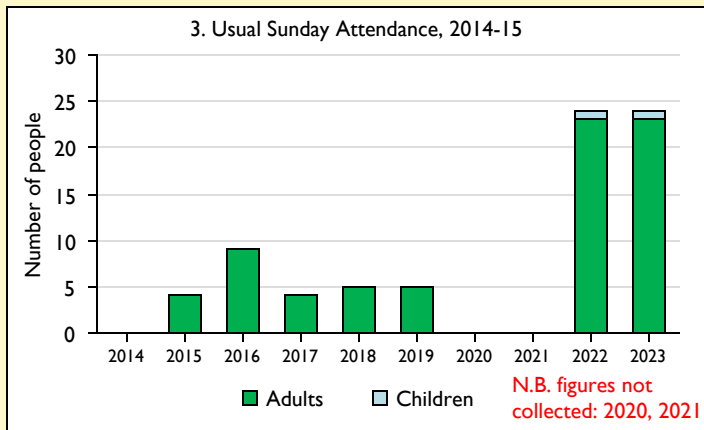
Parish deprivation rank (IMD 2019): 2851

(1=most deprived parish in the Church of England, 12,239=least deprived)

For more detailed census & deprivation info: see <http://arcg.is/1RaS4CS>
<https://www.churchofengland.org/researchandstats> and
<http://www2.cuf.org.uk/poverty-england/poverty-map>

Number of churches in parish (2023): 2

Church Code: 615590



This dashboard contains figures as submitted by churches currently in the parish

Attendance statistics: taken from annual Statistics for Mission returns.

Average weekly attendance: attendance at Sunday and midweek church services & fresh expressions in October; Figs 1 & 5 do not include attendance at services for schools.

Easter: Easter Eve & Easter Day; **Christmas:** Christmas Eve & Christmas Day.

Baptisms: all baptisms & thanksgivings.

Marriages: marriages and services of prayer & dedication after civil marriages.

Funerals: those held in church & at crematoria/cemeteries.

Because of pandemic-related church closures, Easter figures were not collected in 2020.

Census data: taken from the 2021 national Census.

Deprivation statistics: IMD taken from the English Indices of Deprivation, published by the Ministry of Housing, Communities & Local Government, Sept 2019.

The above statistics have been mapped onto parish boundaries so are approximations.

For more information, see: <https://www.churchofengland.org/researchandstats>

Variations in attendance from year to year may be the result of changes in the number of churches that submitted returns, or changes in parish/benefice structure.

Number of churches included in returns: 2015 1; 2016 1; 2017 1; 2018 1; 2019 1; 2022 1; 2023 1.

Produced by Data Services, Church House, Great Smith Street, London SW1P 3AZ. Date of production: 14/10/2024.

Every effort has been made to ensure that data are reliable. We would be pleased to be notified of any significant errors or omissions by email to statistics.unit@churchofengland.org



Follow us on Twitter:
@cofestats



SfM Dashboard Data for the Church of Dunterton: All Saints in the deanery of TAVISTOCK

Report	Field	2014	2015	2016	2017	2018	2019	2020	2021	2022	2023
1. Attendance Summary	Christmas	-	21	35	23	32	155	-	-	48	38
	Easter	-	0	32	0	0	0	-	-	28	0
	Average Week, October	-	1	-	-	-	-	-	-	3	8
	Usual Sunday	-	4	9	4	5	5	-	-	24	24
	Worshipping Community	-	4	3	5	5	5	-	-	23	23
2. Worshipping Community	Total			3	5	5	5	-	-	23	23
	0-17			0	0	0	0	-	-	4	3
	18-69			0	0	0	0	-	-	11	14
	70+			3	5	5	5	-	-	8	6
	Age unspecified			0	0	0	0	-	-	0	0
	Joiners			2	1	0	0	-	-	22	0
	Leavers			1	0	0	0	-	-	0	2
3. Usual Sunday Attendance	Adults	-	4	9	4	5	5	-	-	23	23
	Children	-	0	0	0	0	0	-	-	1	1
4. Average Weekly Attendance	Adults	-	1	-	-	-	-	-	-	3	8
	Children	-	0	-	-	-	-	-	-	0	0
	Adults, School	-	0	-	-	-	-	-	-	-	-
	Children, School	-	0	-	-	-	-	-	-	-	-
5. Percentage Children	Usual Sunday (aged < 16)	-	0%	0%	0%	0%	0%	-	-	4%	4%
	Average Week, October, excluding school services (aged < 16)	-	0%	-	-	-	-	-	-	0%	0%
	Worshipping community (aged < 18)	-	0%	0%	0%	0%	0%	-	-	17%	13%
6. Baptisms, marriages and funerals	Baptisms	-	0	0	0	0	0	-	-	0	0
	Marriages	-	0	0	1	0	0	-	-	0	0
	Funerals	-	0	0	0	1	0	-	-	0	1
7. Electoral Roll	Electoral Roll		29	29	-	29	24	-	-	23	23



Follow us on Twitter:
@cofestats