



## Easter

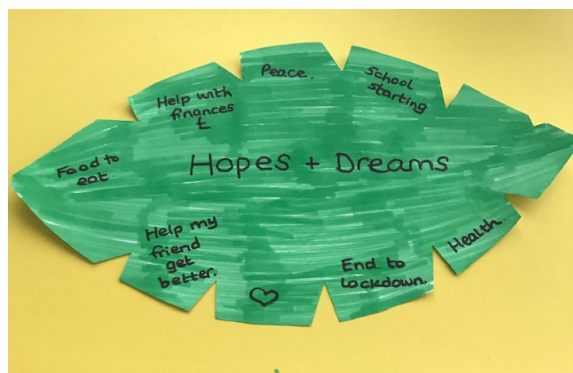
By Tracey Fitzsimmons

In the northern hemisphere, Easter happening in springtime seems like just the right time of year, with signs of new life springing up all around us. This time of year can help direct us to a message of hope that we can find in Jesus within the Easter story.

### Activity time

If you can't get exactly these materials, just see what you can find around the house instead!

#### 1 Palm Sunday




**You will need: paper; scissors; colouring pens**

Read the Palm Sunday story ([Luke 19:28–38](#)). It's about a special journey Jesus took into Jerusalem. People saw him and lined the streets to sing and shout 'Hosanna' in praise. They saw a great message of hope in Jesus.

Draw a simple leaf shape and colour it in. Write on your palm leaf the things that you hope for. If you want to, you could say a prayer asking God to hold your palm leaf hopes in the palm of his hand.

**Talk about** what you hope for. How do you think Jesus can help with your hopes and dreams? Do you share your hopes and dreams with Jesus?

## 2 Good Friday



**You will need:** card (such as from an old cereal box); scissors; foil; a blunt pencil

Read the Good Friday story ([Luke 23:44–56](#)). On Good Friday we remember when Jesus died on the cross.

Cut out a piece of card into a cross shape, then wrap it in foil. Use a blunt pencil to make marks and patterns into it. Make the cross look beautiful. The best thing about Easter is that we can be friends with God because the cross means our sin is forgiven!

**Talk about** how we all get things wrong and life is messy, but we can say sorry to God when we do and he forgives us.

## 3 Easter Sunday



**You will need:** paper; masking tape; paint and brushes; felt-tip pens

Read the Easter Sunday story ([Luke 24:1–12](#)). Today we celebrate the good news that Jesus is risen!

Use masking tape to create a cross shape in the middle of your page. Paint a beautiful bright pattern on your page, painting over the masking tape. When it is dry, carefully peel off the masking tape. Write on the words: 'Jesus is Risen!' Maybe you could put your picture in your window for people to see and enjoy.

(If you look at our Easter cross picture, we didn't have masking tape so adapted it by holding a paper cross on the top – the paint spread underneath a bit, but we thought it looked beautiful and reminded us that Jesus joins us in our mess.)

**Talk about** the good news in the Easter story. We know, now, how the Easter Story ends, but the disciples would not have known that Jesus would rise from the dead. How do you think they would have felt when they found out Jesus was alive? We can celebrate as Jesus is alive! I wonder how the disciples celebrated. How can you celebrate this good news today?

#### 4 Easter scavenger hunt

**You will need: copies of the scavenger hunt at the end of this PDF**

Have fun with this Easter scavenger hunt that gives an overview of the Easter story.

**Talk about** what you've found. How does each item remind you of Jesus and the Easter story?

#### Celebration

Watch [Poppet the Puppet](#) as she shares a special Easter message with us.

#### Prayer activity

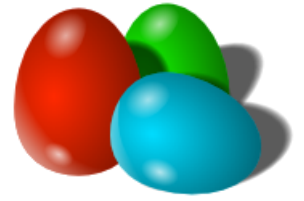


**You will need: an Easter egg – one each or one for the whole family**

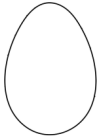
1. As you unwrap your Easter egg, thank God for all the good things in your life.
2. As you open your egg, look the empty, hollow shell. Be thankful that Jesus rose from the grave and that the tomb was found empty on Easter Sunday.
3. As you break up your chocolate shell, pray for people and situations that may feel broken and ask God to be with those people and in those situations.
4. As you eat your chocolate, thank God for the people you love and those who bring sweetness to your life.

You could finish by saying the [Lord's Prayer](#) and the [Messy Grace](#).

# THE EASTER SCAVENGER HUNT

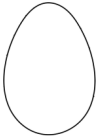


All the items in our scavenger hunt are linked to the Easter story. How many can you find?



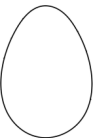
People waved palm leaves as Jesus rode into Jerusalem on a donkey.

Find a large leaf.



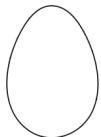
Jesus took some bread and said, 'This is to remind you of my body broken for you.'

Find something to eat.



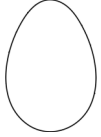
Jesus took some wine and said, 'This is to remind you of my blood shed for you.'

Find something to drink.



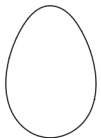
Jesus went into the garden to pray to God.

Find something from the garden or another outside space.



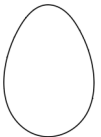
Pilate washed his hands and gave Jesus to be crucified.

Find something that cleans you.




Jesus was put on a wooden cross.

Find something wooden.



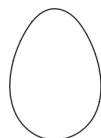
Jesus died and his body was placed in a tomb with a stone rolled over the entrance.

Find a stone.



Women came to put spices on Jesus' body.

Find something that smells nice.



Jesus is alive! He is risen!

Find something that makes you happy.