









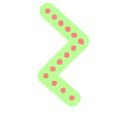



Comberton Churchyard – Habitat Compartments – Legend and Management

Compartment Type	Symbol	Description	Management Summary	Planting Ideas and Suggestions
Short Grass (1 point)		Short grass, principally for community amenity use	Cut regularly throughout growing season. E.g. every 2-3 weeks between mid-March and mid-October. All mowings to be removed and composted.	These are lawn areas and need to be kept well-grassed. Re-seed as needed. For other areas the RSPB guidance is comprehensive and has been used below.
Spring Meadow (3 points)		Left uncut until Spring bulbs and Spring wildflowers are over.	Cut several times from late Spring into Summer. E.g., 24 May, 24 June, 24 July and 24 August. Final cut in October. All mowings to be removed and composted.	Spring flowering meadow. Plants such as Primrose, Snowdrop, Cowslip, Crocus with Winter Aconite close to trees. Allow natural colonisation.
Summer Meadow (3 points)		Summer meadow, left long grass through Summer, like a traditional hay meadow	Mow late February early March, then leave until September/October. In a wet spring additional mowing may be needed to avoid grass laying over. Do not remove seed heads. All mowings to be removed and composted.	Allow natural regeneration with specific planting; or hay meadow mix as here , specific wildflower mix or plugs of Yarrow, Ox-eye Daisy, Cowslip, Yellow rattle, Snakeshead Fritillary, Buttercup etc as needed.
Uncut Meadow (2 points)		Meadow left uncut (cover for small mammals), on 3-year rotation	Cut in September every 3rd year to allow regrowth before winter. All mowings to be removed and composted.	Yellow Rattle. Consider sowing meadow wildflowers as for summer meadow
Herbs (2 points)		Herbaceous Border	Manage annually as required to prevent them becoming leggy or top-heavy. Remove dead wood.	Lavender, Heathers, Rosemary, Michaelmas Daisy
Woodland		Areas with mature trees	Cut grass around trees to maintain as Summer Meadow. Remove and compost all mowings.	Near tree boles plant Celandine, Wild Garlic etc. Consider smaller trees in understorey such as Holly, Rowan.
Shrubs		Large shrubs and hedging	Trim annually in winter to maintain an A-shape. See RSPB advice here .	Hedging plants include native hawthorn, beech, spindle, blackthorn, hazel, holly, field maple, buckthorn. Ivy in suitable locations. Not invasive Buddleia. At shrub bases plant shade plants like Dog's Violet, Garlic Mustard, Hedge Woundwort.
Wildflowers (incl. nettles, 2 points)		Banks of wildflowers and nettles	Nettles must be in a sunny position. Strim in mid-October	Native flowers that provide seed for birds could be introduced e.g., Teasel, thistles and sunflowers

Allotments		Cultivated allotment	Managed by allotment holder.	n/a
Compost		Heap of herbaceous compost	Must be in a shady spot. Best constructed from wooden pallets, see here . Keep away from the walls to avoid damage.	For grass mowings and other non-woody cuttings. Use aged compost for mulching perennials and shrubs.
Woodpile (1 point)		Pile of dead wood.	Logs and branches up to 1 m length in piles up to 600 mm high. Must be in a dampish spot.	For additional information on woodpiles see here .
Gravel		Gravel areas – paths, parking and base of church wall	Maintain weed free.	None
Grass Path		Mown grass path	Mow regularly during growing season. Treat as Short Grass above.	Keep well-grassed, re-seeding if needed.
Wildlife Features		Constructions such as bird boxes, bird baths, bat boxes, insect hotels etc	Nest boxes need to be cleaned out in winter. For insect hotels see here and here .	None

[Version 03 of 2021-06-04

Paul Hardy and the St Mary's Churchyard Conservation Steering Group]