



Please note that these files are subject to copyright, and each Sunday School must own a copy of the *Teaching Little Ones: Introducing the Bible* CD-ROM in order to use these files. Please do not forward these files or print a copy for anyone who is not a teacher in your Sunday School. You may, of course, print as many copies of the material as are required to teach children the lessons within your Sunday School. See the 'Copyright.pdf' file on the CD-ROM for more details.

An introduction to the *Introducing the Bible* syllabus, including hints and tips for running lessons, can be found in the file 'Introducing the Bible intro.pdf' on the *Teaching Little Ones: Introducing the Bible* CD-ROM.

A list of all activity materials, including photographs, can be found in the file 'Activity materials.pdf' on the *Teaching Little Ones: Introducing the Bible* CD-ROM.

More information about teaching Sunday School to young children can be found in Stephanie Carmichael's book, *Their God is so BIG*, available from Matthias Media. For more details visit www.matthiasmedia.com.au.

Noah

Bible reference... Genesis 6:1-9:17

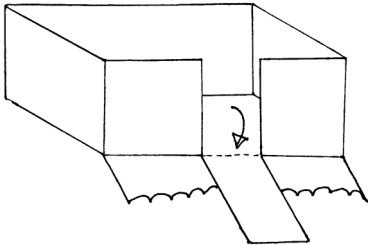
Lesson aim... To teach the children that God saved Noah—who loved and obeyed God—and his family from the flood.

Main message... God looked after Noah and his family. God kept them safe in the ark in the flood. Noah loved God and obeyed him.

Story preparation... You will need a shoe box. Follow the guidelines below for turning your box into an ark.

Print page 41 and cut along each line. Brightly colour each picture and then roll each section into a cylinder and tape the ends together. Thus you have Noah and some animals which can stand. Move Noah and the animals into and out of the ark as you tell the story.

Print page 42 onto blue paper (or, colour in blue/paste on blue paper, once printed). It rests beneath the ark as you begin the story and then you slide it out and attach with blu-tack onto the side of the ark at the appropriate time in the story.



Cut the box as indicated in the diagram (left) to make a ramp. Keep the ramp closed (up) with a paper clip until indicated in the story.

Print page 43. Colour and cut out the rainbow and attach with blu-tack to the outside back of the box, where the children can't see it.

People in the Bible: Cut out the rectangle on page 40 to add to the 'People in the Bible' chart.

Introduction...

Explain what a flood is. This isn't trying to scare children, making them think that some rain today could turn into the flood of Noah's day. You are just trying to help the children to gain a concept of there being so much water that it covers the trees.

Story...

Please note: given the age of the children, I do not dwell on the devastation of the flood. Rather than focussing on the huge number of deaths incurred by the flood, in today's story we focus on the rescue of Noah and his family by God.

“Today's story comes in the Bible after Adam and Eve. A long time after Adam and Eve there were lots and lots of people. One man was called Noah. [*Show Noah*] Noah was God's friend and he obeyed God. But all the other people made God sad. They were not God's friends and they disobeyed God all the time.

[*Show ark*] “God told Noah to build a big boat called an ark. God told Noah how to build it and Noah did everything that God said. Noah obeyed God.

“When Noah finished building the ark, God told Noah and his family to get into it. [*Fold down ramp*] God also told them to take lots of animals [*show animals*] and birds and food in the ark. [*Move animals up ramp into the ark, then Noah, and then close the ramp again with the paper clip.*]

“Noah did what God said and soon it started to rain. It rained and rained and rained for days and days. All the ground was covered with water and even the tall mountains were covered with water—there was a big sea, called a ‘flood’, everywhere! [*Move water out from under the ark and blu-tack to the side of the ark.*]

“The ark floated on the water. God kept Noah, his family, and all the animals in the ark safe.

“After a long time, all the rain stopped and all the water in the flood went away. [*Detach water, and slide back under the ark. Open the ramp and bring out Noah and the animals.*] Noah and his family and all the animals were able to walk onto the dry ground. God looked after them all in the ark and they were all safe. Noah and his family were the only people that God had kept safe. Noah obeyed God and he was God's friend.

[*Detach rainbow and hold it in the sky above the ark*] “Then God put a rainbow in the sky because he was never going to send such a big flood again.”

Conclusion...

“Isn't it wonderful that God put a rainbow in the sky as a promise that a flood like that will never happen again? And isn't it wonderful that God looked after Noah and his family when there was the flood to punish those people who didn't love God and didn't obey God? Noah loved God and obeyed him, when so many other people didn't obey God.”

'People in the Bible'...

"The story we heard today about Noah is in the Bible in a part called Genesis. First in Genesis, it tells about 'God made' [*point to this on time line*], and then it tells us about Adam and Eve [*point to this*] and then a long time after Adam and Eve there was Noah [*add Noah on time line*]."

Pray...

"We're sorry that lots of people disobeyed you. Thank you that Noah loved you and did what you wanted him to. Thank you God for looking after Noah and his family and keeping them safe. Amen."

Activity suggestions...

1. Cardboard box Noah's Ark

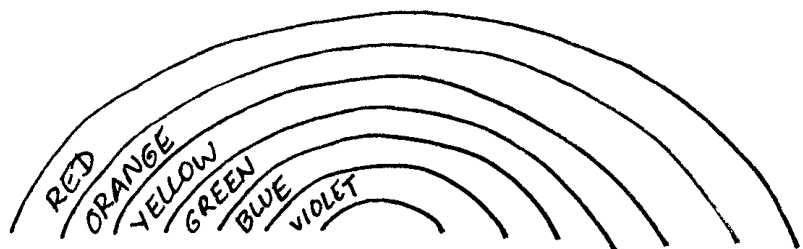
This activity is a simpler version of the visual aid (if you would like it to be the same as your visual aid (i.e. with a ramp), you can follow the instructions on page 37). Each child will need a shoe box, tissue box or similar. Before the lesson, print page 41 for each child, cut along lines, roll each into a cylinder and tape ends together (this is to save time in the lesson). Place these in each child's box. In the lesson, the children paste brown paper 'wood' rectangles onto the outside of their box (which you will need to cut out before the lesson). Once completed, paste the caption from page 40 to the box.

2. Noah's Ark in the flood

For each child print page 44 and fold up the bottom edge of the page so that the land is hidden and only the ark is showing, above the door (unfold for the first part of the activity). In the lesson, the children colour the picture on page 44. Then the teacher folds the lower section up and this becomes the sea in the flood. For the sea, the children either colour it using crayons or make a collage sea by pasting on small pieces of light and dark blue tissue paper. This can be lowered for the children to paste on green paper pieces to make grass.


3. Rainbow picture

Print page 45 for the children to colour. If anyone wants to know the correct colours, here they are. You could also prepare a container of green paper pieces for the children to paste on the ground after colouring the picture.




Caption for activity #1:


God looked after Noah and his family. God kept them safe in the ark in the flood. Noah loved God and obeyed him.

 Genesis 6 to 8


God looked after Noah and his family. God kept them safe in the ark in the flood. Noah loved God and obeyed him.

 Genesis 6 to 8


God looked after Noah and his family. God kept them safe in the ark in the flood. Noah loved God and obeyed him.

 Genesis 6 to 8


God looked after Noah and his family. God kept them safe in the ark in the flood. Noah loved God and obeyed him.

 Genesis 6 to 8


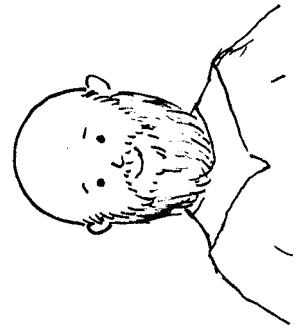
God looked after Noah and his family. God kept them safe in the ark in the flood. Noah loved God and obeyed him.

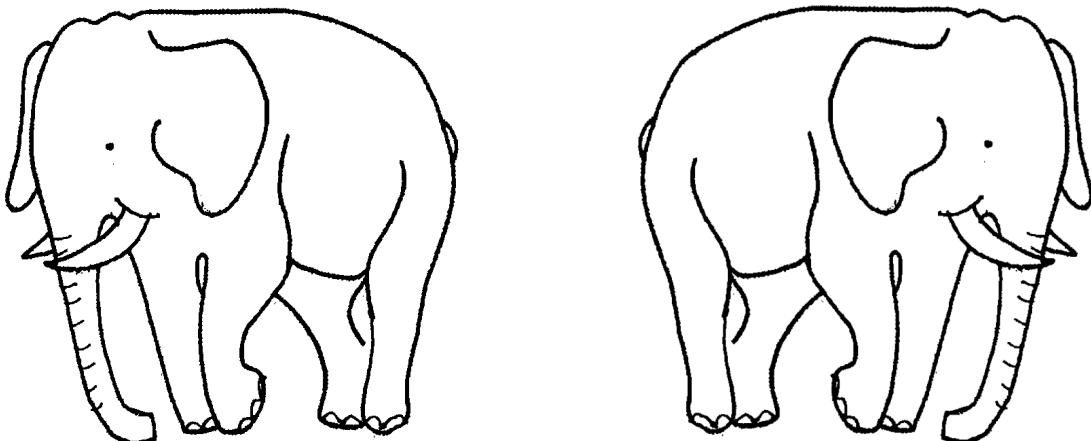

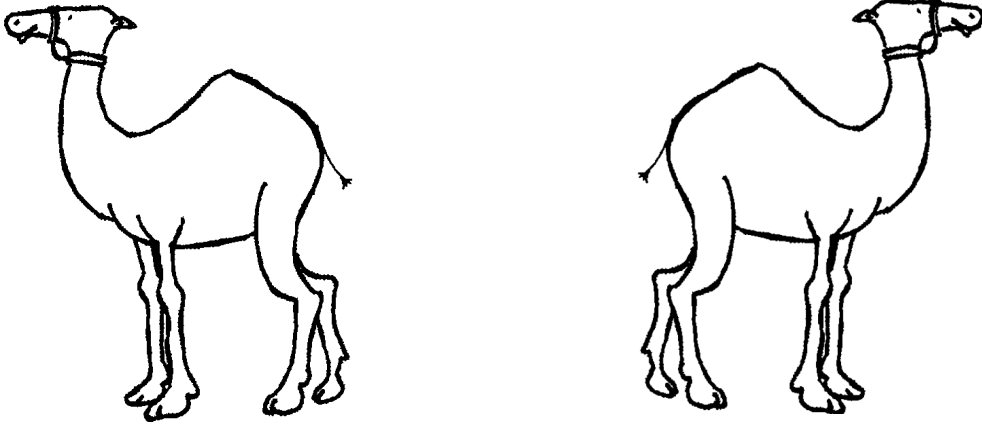

 Genesis 6 to 8

God looked after Noah and his family. God kept them safe in the ark in the flood. Noah loved God and obeyed him.


 Genesis 6 to 8

Noah


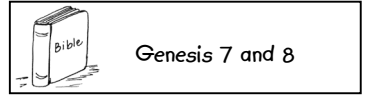








God looked after Noah and his family. God kept Noah's family and the animals safe in the ark.



God looked after Noah and his family. God kept Noah's family and the animals safe in the ark. Then God put a rainbow in the sky because he was never going to send a flood like that again.



Genesis 7 to 9 verse 17

