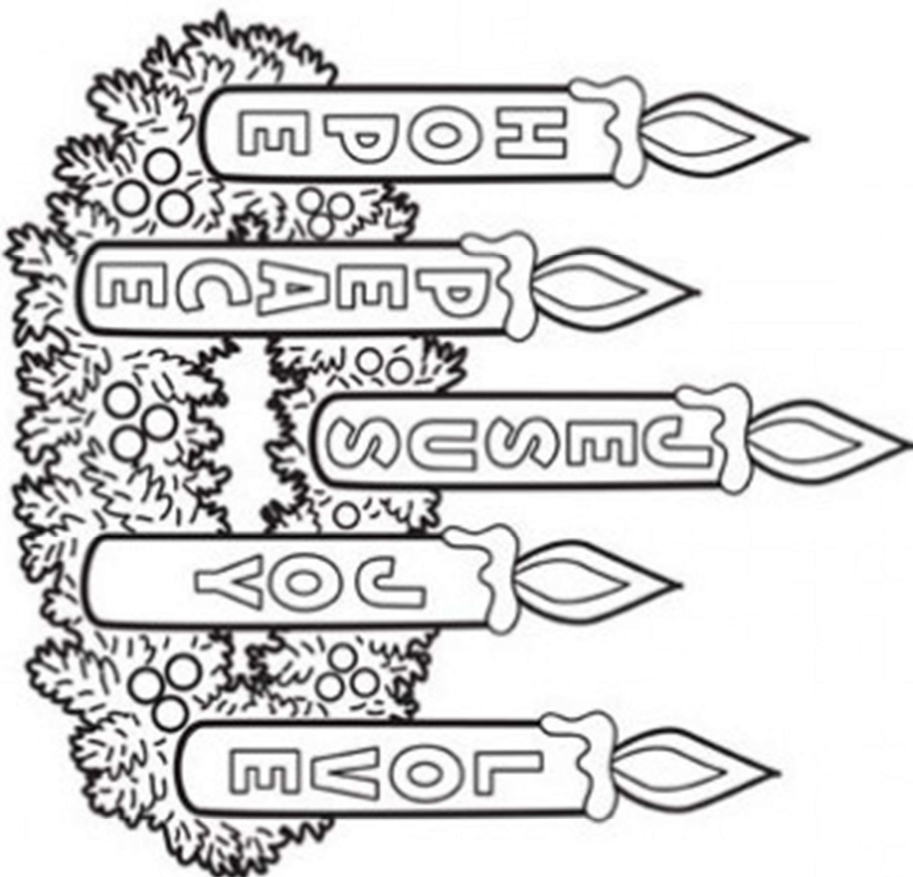



You can complete these activities while you are waiting for the service to start.

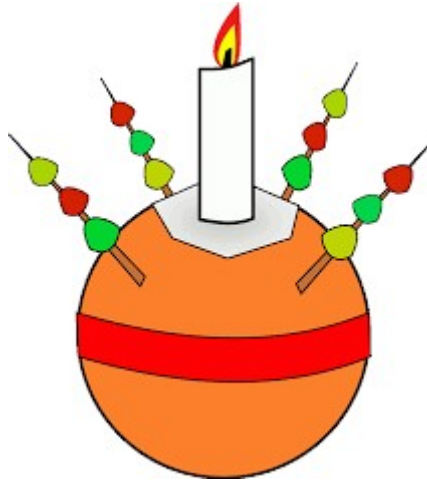


For more activity pages make
sure to visit busybooksandmore.net

Thy word is a
lamp unto my
feet, and a light
unto my path.
Psalm 119:105



During the service we will be making a Christingle together.



In order to join in this activity, you will need:

- An orange
- Some red ribbon (or a strip of red paper long enough to wrap round the orange.)
- Some tape to fix the ribbon on
- 4 cocktail sticks
- A candle for a light in the middle (a birthday candle or glowstick will work)
- **If you are attending Trinity for this service a glowstick will be provided for each child to use so we can avoid having to light candles.**
- Sweets/raisins/grapes to put on the cocktail sticks
- If you are at home and using a candle then you may want to use some foil to wrap around the bottom of the candle.

Andy will be explaining what the different parts of the Christingle represent in his talk and he will talk you through the steps on how to make your own.

If you are at home and unable to watch the service via YouTube then you can find instructions for how to make your Christingle in Andy's sermon transcript.

Please can you also bring some paper, pens/pencils and something to lean on as this will be needed for a game.